

**Transportation Improvement Program
New Orleans Urbanized Area**

Fiscal Years 2011 - 2014

June 8, 2010

**Transportation Improvement Program
New Orleans Urbanized Area**

Fiscal Years 2011 - 2014

Regional Planning Commission

10 Veterans Memorial Boulevard
New Orleans, Louisiana 70124

504-483-8500 (phone)

504-483-8526 (fax)

email: rpc@norpc.org

Web Site: www.norpc.org

The preparation of this document was financed in part through grants from the US Department of Transportation, Federal Highway Administration in accordance with the Safe, Accountable, Flexible, Efficient Transportation Equity Act - A Legacy for Users (SAFETEA-LU; P.L. 109-59).

June 8, 2010

	PAGE
Record of Adoption	1
Introduction and TIP Development Process	2
Highway Projects Let in Previous Fiscal Year.....	12
TAC Members.....	19
Certification.....	26
Glossary and Definitions.....	27
Map of MPO Area	29
Highway Projects	
FY-10 (10/1/09 - 9/30/10).....	30
FY-11 (10/1/10 - 9/30/11).....	38
FY-12 (10/1/11 - 9/30/12).....	57
FY-13 (10/1/12 - 9/30/13).....	66
FY-14 (10/1/13 - 9/30/14).....	72
Transit Projects	
FY-10.....	79
FY-11.....	83
FY-12.....	87
FY-13.....	89
FY 14.....	91

RECORD OF ADOPTION

TRANSPORTATION IMPROVEMENT PROGRAM New Orleans Urbanized Area FY11 - FY14

No.	Resolution No.	Date	Description of Action
1	10-2005	May 11, 2010	Draft document presented to the Board members for review
2		June 8, 2010	TIP approved by the RPC Board
3		July 13, 2010	Amendments to Highway and Transit Elements
4		August 10, 2010	Amendment to the Highway Element
5		September 14, 2010	Amendments to Highway Element
6		October 12, 2010	Amendment to Highway Element
7		November 11, 2010	Administrative Amendment to Highway Element
8		December 14, 2010	Amendments to Highway Element
9		December 22, 2010	Administrative Amendment to Highway Element
10		January 11, 2011	Amendments to Highway Element
11		February 1, 2011	Administrative Amendment to Highway Element
12		February 8, 2011	Administrative Amendment to Highway Element
13		February 8, 2011	Amendment to Transit Element
14		February 18, 2011	Administrative Amendment to Highway Element
15		March 15, 2011	Amendments to Highway and Transit Elements
16		March 24, 2011	Administrative Amendments to Highway Element
17		April 12, 2011	Amendment to Highway Element
18		April 13, 2011	Administrative Amendment to Highway Element
19		April 18, 2011	Administrative Amendment to Highway Element
20		April 29, 2011	Administrative Amendment to Highway Element
21		May 10, 2011	Amendments to Highway and Transit Elements
22		June 14, 2011	Amendments to Highway and Transit Elements
23		July 6, 2011	Administrative Amendment to Highway Element
24		July 14, 2011	Administrative Amendments to Highway Element
25		July 19, 2011	Administrative Amendment to Highway Element
26		July 26, 2011	Administrative Amendment to Highway Element
27		August 9, 2011	Amendments to Highway and Transit Elements

INTRODUCTION

FY 2011-14 TIP

The draft edition of the TIP is scheduled for review by the Planning Commission and Transportation Policy Committee on May 11, 2010 with final endorsement after receipt of public comments expected on June 8, 2010.

The Transportation Improvement Program (TIP) is adopted bi-annually by the Regional Planning Commission (RPC). This document is prepared cooperatively by the RPC, acting in its legal capacity as the Metropolitan Planning Organization for the New Orleans urbanized area, and the Louisiana Department of Transportation and Development and affected transit operators. A map of the urbanized area is provided in Figure 1.

The Transportation Improvement Program consists of a priority list of projects (both highway and transit) which are being advanced toward construction over the four year period FY-11 to FY-14. Projects found in the TIP have evolved through the transportation planning process and are contained in the region's long-range Metropolitan Transportation Plan.

Both the local TIP and State TIP are identical documents containing a common set of projects proposed for federal funding. The TIP and STIP are products of a consensus building process carried out jointly by the RPC and the Louisiana Department of Transportation and Development. Both the TIP and STIP are on a two-year update cycle. However, the TIP is reviewed annually by the RPC and selected revisions are permitted, following formal amendment procedures. The TIP may be viewed on RPC's web-site at <http://www.norpc.org>.

Projects contained in the TIP are derived from Phase I of the Metropolitan Transportation Plan (MTP). Candidate projects for Plan and TIP consideration come from various sources, including RPC's public outreach initiative, input from business, civic, and community organizations, state and local governmental entities, and other transportation stakeholders. Projects are first screened by RPC for technical merit and consistency with the region's adopted transportation goals

and the eight planning factors which guide the development and implementation of the nation's transportation bill (SAFTEA-LU). Following this initial screening process, potential projects are accepted into the Plan for further evaluation and refinement. During the planning phase, projects undergo a series of rigorous technical analyses to determine overall feasibility, environmental consequences, project costs, and potential funding sources before being advanced into final design, project letting, and construction implementation.

Projects identified in the TIP are part of the approved Transportation Plan referenced in Title I and Title III of SAFETEA-LU. The TIP represents the best effort of this region to implement the provisions of SAFETEA-LU, and its successor legislation, and toward full compliance with provisions thereof.

Citizens, affected public agencies, private transportation providers, and other interested parties are invited to review and comment on the document.

Comments and questions should be directed to the attention of:

Mr. Jeff Roesel
Director of Planning
Regional Planning Commission
10 Veterans Memorial Boulevard
New Orleans, LA 70124-1162

phone: 504-483-8500
fax: 504-483-8526
website: <http://www.norpc.org>
email: rpc@norpc.org

TIP DEVELOPMENT PROCESS

Five key priorities guide the development of this region's MTP and TIP:

1. **Safety**
2. **Preservation** of the existing transportation system
3. **Livable Communities** where transportation is coordinated with land use, housing, and environmental policies to foster transit and the use of alternative transportation modes to encourage place-based communities
4. **Economic Competitiveness** where transportation investments are used to enhance the nation's and region's overall economic position
5. **Environmental Sustainability** to reduce transportation-related greenhouse gases and energy consumption.

Financial Constraint

The projects contained in the Transportation Improvement Program (TIP) FY11-FY14 are derived from the region's overall 30 year Metropolitan Transportation Plan. Both the TIP and Plan have been financially constrained (based on past funding history) to reflect realistic and available levels of project funding.

Projects shown in the TIP for advancement were fully discussed with the RPC Technical Advisory Committee members and the Louisiana Department of Transportation and Development prior to placement in the TIP. Only projects which were mutually agreed upon with LaDOTD as to overall merit and funding availability were selected for TIP and State TIP inclusion.

Starting on page 12 is a list of all highway projects let to construction or transit projects obligated for implementa-

tion during FY-09. Beginning with ISTEA and continuing through SAFETEA-LU, the nation's current transportation bill, the New Orleans region has experienced an overall increase in construction spending due to improved coordination of the planning and programming efforts of RPC and LaDOTD. Financial constraint has resulted in a goals-oriented approach emphasizing traffic safety, transit recovery, and roadway system preservation.

Projects identified for National Highway System (NHS) funding are part of LaDOTD's Priority Program and have been approved by the RPC, acting in its capacity as the Metropolitan Planning Organization (MPO), for the New Orleans region. The NHS funds shown in the TIP are primarily directed toward the elimination of traffic congestion at interchanges within the I-10 corridor. Projects shown for Surface Transportation Program funding (STP>200K) for urbanized areas greater than 200,000 in population are also financially constrained, reflecting the annual attributable amount (approximately \$15.5 million in FY09) plus 20% local (non-federal) match. The region has a positive balance of attributable funds that may be utilized on occasion to cover an increase in project costs due to environmental, construction or right-of-way needs.

On the transit side, the majority of project funding is based on Section 5307 formula funds which are listed annually in the Federal Register. Under SAFETEA-LU, Section 5307 funding has averaged about \$15 million annually for the New Orleans urbanized area. Additional support comes from Section 5309 discretionary funds for high priority projects such as bus replacement or procurement. These funds are programmed based on current or pending Congressional authorizations. Matching funds for transit projects come from dedicated revenue sources, namely a

Based on financial data obtained from DOTD, the New Orleans region has averaged about \$83 million annually in Federal and State funding under the Transportation Efficiency Act for the 21st Century, or TEA-21.

TIP DEVELOPMENT PROCESS

FY 2011-14 TIP

The New Orleans MPO is committed to crafting a surface transportation program which serves the needs of our citizens, their communities, and our nation.

1% sales tax and a percentage of the Hotel/Motel Tax in Orleans Parish, and a property tax millage in Jefferson Parish.

In summary, the projects contained in the TIP reflect a single agreed upon program of projects developed jointly with the local transit operators and the state Department of Transportation and Development. The New Orleans MPO is committed to crafting a surface transportation program which serves the needs of our citizens, their communities, and our nation.

Hurricane Katrina

The Transportation Planning and Recovery Process

On August 29, 2005, the New Orleans area and counties on the Mississippi Gulf Coast were struck by Hurricane Katrina. Storm surges over 25 feet and winds in excess of 130 miles per hour proved devastating to the region. The eastern areas of St. Tammany Parish, particularly the city of Slidell and the community of Northshore, were devastated, having taken a direct hit from the land-falling storm. Moreover, the hurricane protection system in place on the south shore of Lake Pontchartrain, particularly in Orleans, Plaquemines, and St. Bernard Parishes, suffered catastrophic failure. The subsequent inundation of these areas forced the relocation of hundreds of thousands of residents, and has had far-reaching impacts across the nation. The hurricane has proven not only to be the costliest, but the scale of destruction is unprecedented in the American experience, with 90,000 square miles of devastation, an area equal to that of Great Britain.¹

After an uncertain period of recovery, the region has since proved its resilience. As displaced residents return and new populations are attracted to the region, the popula-

tion growth forecasts that were formulated immediately following the storm have proven to be underestimates. The region is now beginning to realize the fruits of rigorous and exhaustive post-storm planning. The United States Army Corps of Engineers is proactively addressing the shortcomings of the levee system, providing residents and investors with a renewed sense of security. The school system has returned to many devastated areas in a more cohesive form than existed prior to the storm, and hospitals and other services have returned to support the needs of the region's residents. RPC estimates that the regional population (seven parish area) has gone from 1.3 million pre-storm residents to 1.1 million today (Feb/2010).

Significant amounts of federal resources have been deployed to assist in the recovery effort. Billions of dollars in recovery aid appropriated by Congress, and millions of dollars of American Recovery and Reinvestment Act "stimulus" funds, have expedited and made manifest roadway, transit, bike/ped and enhancement projects long in the making. Given this progress, one can surmise that the New Orleans region has moved past the initial recovery from the devastation and is now in the process of rebuilding a regional transportation network, and a regional vision, that is more robust and sustainable than that which existed prior to August of 2005.

The Regional Planning Commission has been working closely with member parishes to support and supplement many functions that can no longer be undertaken by individual parishes. RPC is working with LaDOTD and the Federal Highway Administration on behalf of our member parishes to implement the Emergency-Relief (E-R) Program, as one example. RPC is also working with the Federal Transit Administration toward implementing provisions of Section 7025 of the 4th Emergency Supple-

¹FEMA Fact Sheet, August, 2006

TIP DEVELOPMENT PROCESS

mental funding bill passed by the 109th Congress to assist local transit agencies in using formula Section 5307 capital dollars toward operating expenses through FY-09-10.

In the early days of the recovery process, RPC worked closely with Federal Emergency Management Agency's Emergency Support Function (ESF -14) which identified major community recovery projects throughout the region. This federal effort has now been transferred to the Louisiana Recovery Authority (LRA) which is managing billions of dollars in federal Community Development Block Grants (CDBG) as appropriated by Congress. RPC has been working closely with the LRA at both the policy level (via the LRA Infrastructure Subcommittee) and at the project level to implement recovery plans and policies in the New Orleans region. As noted above, significant progress is being made in infrastructure reinvestment which is absolutely essential for a sustainable community recovery, as envisioned by Congress and the American people.

RPC has been very active in the recovery process providing GIS data, graphics support, and professional planning expertise to assist at the state, parish, municipal and neighborhood levels. RPC staff participated in the Bring New Orleans Back Commission, the Unified New Orleans Plan, and the City's 2030 Master Plan and the planning and visioning process for rebuilding the medical center complex in downtown New Orleans, and extension of transit streetcar services into the CBD and adjacent neighborhoods to enhance neighborhood recovery and livability. RPC has also been coordinating with local Offices of Emergency Preparedness (OEP's) and Emergency Management personnel in providing data and technical expertise in their efforts to recover and improve their operations.

Emphasis Areas - Safety

Improving safety remains an important goal of the Regional Planning Commission. The RTMC has completed an initial deployment of forty-three cameras and twenty-four Variable Message Signs (VMS) along the interstate system ringing metro New Orleans, including I-10, I-12, I-55 and I-59. The deployment of this advanced traffic surveillance and information systems technologies is being used to advise drivers of traffic bottlenecks, accidents, alternate routing, and evacuation information.

RPC has been working with local governments to tie the region's traffic signal system along major streets and highways into the RTMC for centralized traffic signal control and enhanced transit system performance. A new traffic calming project (installation of a roundabout on LA 406 at LA 407) has been designed to improve traffic safety.

In addition to basic signing, lighting, and signal replacement projects, a Motorist Assistance Patrol (MAP) Program is being used to reduce traffic delay by responding to disabled vehicles or breakdowns. The MAP is linked into the RTMC to reduce incident response time and enhance public service.

Emphasis Areas - Livable Communities

Fostering livable communities through the integration of land use and transportation planning and decision-making has become a goal of the RPC. RPC with assistance from the Department of Planning and Urban Studies, University of New Orleans, has been assessing modeling software to assist in the region's on-going Smart Growth planning initiative. Key projects in the TIP that exemplify RPC's commitment to livable communities and "place-based" planning include the Magazine Street corridor improvements and the current visioning plan for the redevelopment of the Tulane Avenue corridor.

RPC is proactively committed to safety conscious planning and is working with our partners, stakeholders and the public to reduce transportation-related accidents.

TIP DEVELOPMENT PROCESS

FY 2011-14 TIP

RPC is working jointly with the RTA and other local transit providers to encourage transit-oriented development on major business corridors.

Emphasis Areas - Preservation

The TIP demonstrates RPC's commitment to the maintaining the region's highway system in a state of good repair. The urban street grid has improved dramatically since Katrina as a result of a coordinated planning effort among RPC, LaDOTD, FHWA, local Departments of Public Works, and public and private sector utilities. The Utility Coordinating Council provided technical input and agency coordination for the FHWA-ER Program, thereby minimizing utility conflicts and expediting the completion of the emergency street restoration work.

The FHWA-ER Program in combination with RPC's ongoing urban overlay program has helped stabilize system performance, lower replacement costs, and extend the system's useful life. Because the street system is being brought into a state of good repair, the City of New Orleans with technical assistance from RPC will be able to establish a pavement preservation program for the first time and provide for timely and adequate maintenance of the system.

RPC and LaDOTD are also emphasizing the replacement and upgrading of the region's traffic signal system with more reliable equipment, a new local commitment to improved maintenance, and improved communications capabilities for controlling traffic flow across parish boundaries. Most of the traffic signal infrastructure that was destroyed by flooding caused by the catastrophic failure of the hurricane protection system has been replaced through FHWA's E-R program. The multi-phase traffic signal upgrade program that was being undertaken prior to the storm has been re-scoped to accommodate the new equipment installed as part of the recovery effort and to tie-in with the RTMC.

Emphasis Areas - Economic Competitiveness

RPC is committed to fostering a planning and decision-making process that supports transportation investments that will produce economic benefits for our citizens and businesses and provide a foundation for long-term economic growth. Key investment decisions include the completion of I-10 widening, Peters Road extension to Louisiana Highway 23, Louisiana Highway 18 widening and extension, Almonaster Bridge replacement, Port of South Louisiana connector road, Florida Avenue improvements, and construction of the Earhart/Causeway boulevards interchange, among others.

RPC is working jointly with the RTA and other local transit providers to encourage transit-oriented development on major business corridors. Expansion of the New Orleans streetcar system onto Loyola Avenue and Rampart Street corridors is being coordinated with housing and commercial development investments. RPC is working with local governments, civic and community organizations to encourage transformational policies that will result in better integration of land use and transit.

Emphasis Areas - Environmental Sustainability

RPC is proactively involved in developing transportation policies and strategies to reduce greenhouse gases. RPC is working with transportation and environmental organizations to reduce carbon emissions and consumption of fossil fuels. Local transit properties recently adopted a bio-diesel fuels program, and RPC and RTA are currently evaluating Bus Rapid Transit (BRT) and Bus Priority systems applications on two major transit corridors. RPC's Smart Growth planning and policy initiative is looking at new methods to integrate land use and transportation investments that

TIP DEVELOPMENT PROCESS

manage land development to reduce energy use for passenger travel and freight movement and protect critical watersheds and ecosystems.

Emphasis Areas - Congestion Management

RPC's on-going Congestion Management Planning Process (CMP) is being used to identify and prioritize congested corridors and strategies to address them throughout the region. Rather than a single, static plan, the CMP is intended to be a continual process through which quantitative data and stakeholder input are used to evaluate and address congestion. RPC has implemented the provisions of the process pursuant to 23 CFR 450.320, and subchapters therein. The CMP accomplishes this through 4 central tasks:

1. Defining and Measuring Congestion
2. Identifying Potential Congestion Mitigation Strategies
3. Selecting Preferred Strategies
4. Evaluating Strategy Performance

Since measured congestion is the primary criteria for evaluating strategy success, Task 4 informs Task 1, thereby creating an iterative, evolving process.

Congestion is defined using data gathered through RPC's Surveillance and ITS initiatives, and strategies are identified and selected through extensive stakeholder input. Meetings with local Departments of Public Works, Transit, and Planning professionals are ongoing and continuous as RPC looks for new and innovative ways to relieve congestion in the metro area. Special consideration is given to those strategies that reduce congestion without increasing, or even decreasing, Single Occupant Vehicle (SOV) trips,

and those that do not increase SOV capacity on roadways. The anticipated result of this process is a transportation system that better serves users, while at the same time contributing to the RPC's overarching goals concerning safety, community livability, economic development, system preservation, and environmental sustainability. Transcending highway, transit, and multimodal planning, RPC has promulgated and advanced projects whose objective is to reduce congestion on key throughfares throughout the region. Recent examples of this include the implementation of a transit transfer terminal at the highly congested intersection of City Park Avenue and Canal Street (design is being undertaken at this time); traffic signal interconnection and upgrades along Veterans Boulevard and a Travel Demand Management program intended to encourage commuters to choose non-SOV modes for work trips.

Emphasis Areas - Air Quality

As of April 30, 2004, the four parishes surrounding the New Orleans urbanized area (Jefferson, Orleans, St. Bernard and St. Charles) which had been designated as an air-quality maintenance area for ozone under the Clean Air Act Amendments of 1990 (CAAA) were determined to be in compliance with the new 8-hour standard for ozone. The determination was based on three consecutive years of monitoring data which demonstrated compliance with the National Ambient Air Quality Standards (NAAQS) for all critical pollutants.

On May 27, 2008, new air quality standards particularly for ozone went into effect as promulgated by U.S. Environmental Protection Agency. These newer, more stringent standards may have an impact on the region's ability to meet the NAAQS. If the area is reclassified, TIP project priorities and funding may be shifted to bring the region into compliance.

RPC worked hard to have the area designated as a "Clean City" by U.S. Department of Energy for implementing cleaner, alternative fuels in vehicles within the region.

TIP DEVELOPMENT PROCESS

FY 2011-14 TIP

RPC is proactively engaged in the ongoing development and implementation of education, enforcement and encouragement programs to promote and improve safety for non-motorized transportation.

RPC continues to work to insure that the region does not “backslide” into non-attainment. RPC worked hard to have the area designated as a “Clean City” by U.S. Department of Energy for implementing cleaner, alternative fuels in vehicles within the region. RPC continues to advocate for the use and expansion of transit services throughout the metropolitan area to decrease VMT and consequently lower emissions from single occupant vehicles.

Emphasis Areas - Transit

The transit system in the New Orleans urbanized area was devastated by Hurricane Katrina. Not only were hundreds of millions of dollars in physical assets lost, but a large segment of the transit-riding population was left homeless by the storm and relocated to areas outside of the New Orleans area and throughout the United States. As a result, all transit grantees in the area have suffered extreme losses in ridership (farebox revenues) and tax revenues that subsidized the operation.

RPC has been working closely with the transit operators to assist in the development of a recovery plan for the sustainable operation of the transit system. The RTA has restored thirty routes of their pre-Katrina (sixty route) system and is currently carrying about 30,000 daily riders or 25% of pre-Katrina ridership. The system has been modified to provide for service efficiencies such as the use of the Lil’ Easy in low density areas to connect riders with cross town services.

With the economic recovery of downtown New Orleans and the planned redevelopment of the VA Hospital and University Medical Center area, the RTA/RPC are working on plans for the extension of streetcar service into this area and surrounding neighborhoods. The existing streetcar

system on Canal Street would be modified to provide for three additional streetcar connections along Loyola Avenue, Rampart Street, and Convention Center Boulevard. It is anticipated that a combination of TIGER (federal stimulus) funds and local bond monies will be used to finance this transit Program of Projects. Other transit planning applications under evaluation in the region include possible Bus Rapid Transit (BRT) opportunities where appropriate, on-going study of the proposed inter-city rail concept between Baton Rouge and New Orleans, and continuing discussions with LaDOTD concerning the Airport to CBD rail link project.

Additionally, RPC continues to advocate the use and expansion of transit services throughout the metropolitan area to decrease VMT, mitigate congestion, and provide a choice in travel modes. RPC has worked closely with River Parish Transit, serving the “River Parishes” of St. Charles and St. John to implement a transit service in scale with the needs of this area.

Emphasis Areas - Bicycle and Pedestrian

The Regional Planning Commission is committed to creating a complete and multi-modal transportation network that encourages and safely accommodates all modes of transportation, including bicyclists and pedestrians. RPC provides for the appropriate accommodation of bicycle and pedestrian facilities in all new construction, reconstruction, resurfacing and capacity increase projects, within the policy guidelines of the Louisiana Department of Transportation and Development, the Federal Highway Administration, and local jurisdictions.

TIP DEVELOPMENT PROCESS

RPC is proactively engaged in the ongoing development and implementation of education, enforcement and encouragement programs to promote and improve safety for non-motorized transportation. These programs include training planners and engineers with national best practices, the development of a law enforcement manual and radio and print media campaigns. As a policy, RPC has and will continue to work with various stakeholders to implement these important projects.

Emphasis Areas - Public Education and Involvement

Citizen participation has been encouraged throughout the formulation of the Transportation Plan and TIP. The RPC participates in meetings of the ten-parish Greater New Orleans, Inc. Partnership Foundation for economic development, the Transportation Committee of the Chamber of Commerce, the World Trade Center's Transportation Committee, the Metropolitan Safety Council, and the Bicycle Awareness Committee of Metropolitan New Orleans, among others. The RPC has made use of local newspapers, RPC's website, neighborhood meetings and extensive mail-outs to inform citizens regarding the planning process, the transportation plan, important regional projects, and to promote alternative transportation modes.

On its own initiative, the RPC has developed a map and mailing list of over 200 neighborhood associations throughout the region. RPC has developed an extensive citizen outreach program to encourage more involvement in the planning process. Periodic mail-outs are being made to key umbrella organizations to better inform citizens about the Transportation Plan and TIP and to solicit their input regarding planned improvements as well as transportation needs and problems in the region.

During the past several years, meetings were held with numerous neighborhood and business organizations such as the:

Lakeview Civic Association,
Gentilly Neighborhood Association
Jackson Avenue Task Force
Bonnabel Civic Association
Algiers Neighborhood Association
Carrollton Area Network
Advocacy Center for the Disabled
Envision Jefferson 2025
Greater New Orleans, Inc.
Association of General Contractors
Louisiana Good Roads
West-Bank Inter-Parish Transportation Committee
Plaquemines Business and Industry Association
Intermodal Transportation Committee of the Chamber of Commerce
New Orleans East Economic Development Foundation
Desire-Florida Coalition for Action
Downtown Development District
Xavier University
New Orleans Regional Medical Center
Harvey Canal Business Association, among others.

Special efforts continue to be made to expand this outreach effort to include those groups that have been traditionally cut-off from the decision-making process through RPC-sponsored focus group meetings. Information about the Plan, the TIP, and opportunities for involvement in the planning process have been extended to minority groups

RPC has developed an extensive citizen outreach program to encourage more involvement in the planning process.

TIP DEVELOPMENT PROCESS

FY 2011-14 TIP

Meetings are held at least quarterly with LaDOTD to monitor the actual status of TIP projects and scheduled letting dates.

such as Total Community Action, the Urban League, the NAACP, and the Lower Ninth Ward Neighborhood Association. Many of the projects contained in the Plan and TIP have come from direct interaction with these groups which have identified transportation needs or problems which were subsequently evaluated through RPC's planning process and included in the TIP.

The RPC has also made use of local newspapers to inform the public of important regional projects and to promote alternative transportation modes including bus, light rail, and vanpooling. Public meeting notices on the Plan, the TIP, amendments thereto, and the region's Unified Work Program for Transportation Planning are placed in the daily journal of record.

Since Hurricane Katrina, RPC has worked to dovetail its public involvement plan with on-going neighborhood recovery efforts in area devastated by the failure of the Hurricane Protection System. RPC staff has provided significant technical assistance to planners from outside the region while using their neighborhood listening sessions as a conduit to distribute information on transportation planning activities and receive input from the affected communities.

Screening and Prioritization of Projects

In order to bring a greater level of objectivity to its project selection process, the RPC has developed a formal Project Ranking Scorecard for use in screening projects prior to inclusion in the Plan/TIP. The Scorecard describes a project by quantitatively rating its potential impacts on a variety of factors, such as safety or congestion. The actual factors considered by the Scorecard are derived from the variety of federal, state, and regional policies that help define the

RPC's overarching planning priorities. It is intended to help simplify decision-making by providing a single, standardized tool for comparing projects. Moreover, through using it planners can be assured that they have considered a comprehensive set of criteria in the project selection process. Following this initial screening, candidate projects formally enter the planning process and are analyzed as to their basic feasibility, benefits to costs, and potential community and environmental impacts.

The Transportation Plan for Year 2035 contains comprehensive discussions as to how planning and other factors are being specifically applied in the New Orleans region to develop a transportation system that provides for transportation safety, system preservation, livable communities, environmental sustainability, and the efficient, economic movement of people and goods.

A draft of the TIP document is prepared bi-annually by RPC in close consultation and cooperation with LaDOTD. This document is widely distributed for public review and comment (See Public Involvement section) and is presented to the region's multi-parish Technical Advisory Committee for review, comment, and concurrence. In addition to local planning and public works professionals, the Technical Advisory Committee consists of representatives from all modal agencies, including the port, airport, public transit and rail interests in the region. A copy of RPC's Technical Advisory Committee membership is found on page 20. Projects contained in the TIP are organized in accordance with the federal fiscal year, which begins on October 1. The TIP covers a four-year period: FY11 – FY14 and is consistent with Phase I of the Metropolitan Transportation Plan.

The RPC works very closely with LaDOTD staff and local parish Departments of Public Works (DPW's) to establish

TIP DEVELOPMENT PROCESS

realistic project priorities, based on where the project actually rests in the implementation pipeline. Meetings are held at least quarterly with LaDOTD to monitor the actual status of TIP projects and scheduled letting dates. This periodic review has helped this region to establish firm project priorities rather than “paper” priorities. This review takes into account important factors such as the status of environmental clearances, survey work, preliminary plans, right-of-way, utilities, advance check prints and final plan preparation. When taken together, these criteria establish the relevant let date and, therefore, the priority order for implementation of TIP projects. The cost of the project, type of funding, and the availability of proposed funding are also taken into account in priority setting. The above project level information is made available to the Technical Advisory Committee, or the general public upon request, and project work status is utilized extensively in establishing the priority program. The draft TIP is also presented to the Transportation Policy Board for review and input, along with any citizens’ comments received, prior to finalization of priorities.

Relationship of TIP to Metropolitan Transportation Plan

Projects contained in the New Orleans’ TIP have gone through the region’s transportation planning process. Projects are drawn from the Metropolitan Transportation Plan and advanced into the TIP based on their need or merit and the ability of the state and region to finance the improvement. Projects contained in the TIP are selected through a consultative process with the state, local transit operators, and the region’s Transportation Policy Board.

Distribution of Document for Public Review

Copies of the draft TIP will be placed at offices and libraries throughout the metropolitan area beginning May, 2010 for citizen review, input and comment. The public will also be afforded the opportunity to express their comments directly to the Transportation Policy Committee at their June 8, 2010 meeting prior to official action on the TIP

In order to bring a greater level of objectivity to its project selection process, the RPC has developed a formal Project Ranking Scorecard.

PROJECTS LET TO CONSTRUCTION

FY 2011-14 TIP

Jefferson Parish

Project No.	Route & Description	Improvement Type	Funding Source	Let Date	Cost
704-26-0013	Lake Ave. (Old Hammond Hwy. - W. Esplanade)	Rehab. (Phase 1 SRP)	ER100	Feb-09	320,464
713-26-0105	26th at Canal No. 17	Bridge Replacement	St. Gen.	Dec-08	1,116,881
704-26-0011	Live Oak Blvd. (US 90 - Willswood)	Rehab., (Phase 1 SRP)	ER100	Feb-09	255,028
704-26-0015	Old Hammond Hwy. (17th St. Canal - CA)	Rehab (SRP)	ER100	Feb-09	270,950
005-10-0038	US 90 @ Homeplace Rd.	Turn Lane into subdivision	St. Gen.	Dec-08	284,999
249-01-0054	LA 45 (LA 3134 - LA 560-4)	Asph. Overlay	NFA	Feb-09	330,857
826-06-0020	LA 301 (Bayou Villars - LA 45)	C.P. and Overlay	NFA	Feb-09	1,089,093
742-26-0056	Lapalco (Brooklyn Ave. - Murphy Canal)	Overlay	STP>200K	Mar-09	1,540,799
826-10-0008	LA 5604 (LA 45 - Bayou Barataria)	C.P. and Overlay	NFA	Mar-09	292,453
063-04-0034	LA 18 (US 90 - Avondale Yards)	Widen to 4 lanes	Demo, STP>200K	Apr-09	4,913,223
007-02-0097	US 61 (LA 49 - St. Charles Parish Line)	Replace & Upgrade Signals	STP HAZ, St. Gen.	Jun-09	4,597,075
006-30-0042	LA 48 (H.P. Long Bridge - Williams)	C.P. and Overlay	ER100, NHS	Jun-09	4,949,982
450-15-0103	I-10 @ Causeway Blvd., Ph. 2	Interchange Modification	ARRA	Jun-09	50,988,401
063-30-0007	LA 18 S (US 90B - LA 18)	Minor Overlay	St. Cash	Jul-09	318,755
064-01-0040	LA 1 Caminada Bay Bridge	Bridge Replacement	FBRON	Jul-09	51,314,556
Jefferson Parish - FY 2009					122,583,516

PROJECTS LET TO CONSTRUCTION

Orleans Parish

Project No.	Route & Description	Improvement Type	Funding Source	Let Date	Cost
450-90-0215	I-10 (Read - I-510)	Landscaping	ER100	Oct-08	810,989
450-90-0162	I-10 (Paris Rd. - CSLM 21.24)	Resurfacing - SE Funds	St. Gen.	Nov-08	17,470,483
737-36-0013	N.O. RTMC Integration	New Equipment	STP FLEX	Nov-08	2,000,000
742-36-0138	Magazine (Calliope St. - St. Joseph)	Rehabilitation	STP>200K	Dec-08	3,397,187
450-90-0219	I-10 @ Tulane & St. Bernard	Slide Plate JT Replacement	St. Gen.	Jan-09	436,976
704-36-0027	Pontchartrain (Robt. E. Lee - Veterans)	Rehab. (Phase 1 SRP)	ER100	Jan-09	1,408,060
704-36-0030	Canal Blve. (Harrison - Robt. E. Lee)	Rehab. (Phase 1 SRP)	ER100	Jan-09	1,992,336
704-36-0078	Veterans (Pontchartrain - 17th St. Canal)	Rehab. (Phase 1 SRP)	ER100	Jan-09	1,154,830
742-36-0123	Woodland Dr. (Tullis - DeGaulle)	Concrete Pavement Rehab. Reconstruction	STP>200K	Jan-09	3,343,149
704-36-0046	Louisiana (St. Charles - Magazine)	Rehab. (Phase 1 SRP)	ER100	Feb-09	888,904
704-36-0049	St. Charles (Nashville - S. Carrollton)	Rehab. (Phase 1 SRP)	ER100	Mar-09	2,631,931
704-36-0068	Poydras (Claiborne - Broad)	Rehab. (Phase 1 SRP)	ER100	Mar-09	1,535,637
704-36-0069	MLK Blvd. (Claiborne - Broad)	Rehab. (Phase 1 SRP)	ER100	Mar-09	1,626,750
704-36-0077	Washington St. (S. Broad - S. Carrollton)	Rehab. (Phase 1 SRP)	ER100	Mar-09	2,699,798
046-31-0053	LA 39 (Judge Seeber Bridge Repaired)	Movable Br., Wire Ropes & Mech. Rep.	St. Gen., St. Cash	Apr-09	6,767,134
450-17-0032	I-10	Acrow Disassembly, Relo- cate & Store	ER100	Apr-09	2,342,054
704-36-0028	Harrison Ave. (West End - Orleans)	Rehab (Ph. 1, SRP)	ER100	Apr-09	3,198,922
713-36-0100	Park Island Bridge	Bridge Replacement	FBROFF, Local, STP ENH	Apr-09	1,988,131

PROJECTS LET TO CONSTRUCTION

FY 2011-14 TIP

Orleans Parish

Project No.	Route & Description	Improvement Type	Funding Source	Let Date	Cost
704-36-0029	Harrison Ave. (Marconi - Wisner)	Rehab (Ph 1 SRP)	ER100	Apr-09	1,098,867
006-90-0096	US 90 (Industrial Canal Bridge)	Misc. Electrical/Mech. Repairs	St. Cash, ER100	May-09	823,000
704-36-0062	Downman Rd. (Hayne Blvd. - US 90)	Rehab (Ph 1 SRP)	ER100	May-09	2,102,864
704-36-0070	Almonaster Rd. (Jourdan - Read)	Rehab (Ph 1 SRP)	ER100	May-09	2,892,687
704-36-0075	Alvar & Poland (St. Claude - Florida)	Rehab (Ph 1 SRP)	ER100	May-09	2,290,535
704-36-0039	Franklin Ave. (I-610 - LA 46)	Rehab (Ph 1 SRP)	ER100	May-09	2,223,522
006-03-0055	US 90 (S. Claiborne Ave. Streetscape)	Sidewalks/Bike Path	STP ENH, STP>200K, Local	Jun-09	1,819,880
006-03-0057	US 90 (N. Broad - W. End of Inner Harbor)	C.P. and Overlay	NHS	Jun-09	3,456,039
450-90-0216	I-10 @ Metairie Rd. Interchange	Turnaround Improvements	St. Cash	Jun-09	102,434
737-92-0069	Detail Striping & Channellizing	Striping & Channelizing Devices	St. Cash	Jun-09	200,250
742-36-0008	Earhart (Hamilton - Fern), Ph 1	Reconstruction	ARRA	Jun-09	11,193,055
742-36-0110	Robert E. Lee (Paris - Pratt)	Reconstruction	STP>200K	Jun-09	2,528,845
742-36-0117	Fleur De Lis Blvd. (Veterans - 30th), Ph. 2	Reconstruction	ARRA	Jun-09	10,054,998
704-36-0050	Poydras St. (Carondelet - Camp), Ph 1, SRP	Rehabilitation	ER100	Jun-09	107,666
704-36-0051	LaSalle St. (Poydras - Tulane Av.), Ph 1, SRP	Rehabilitation	ER100	Jun-09	1,028,671
704-36-0052	Gravier St. (Loyola - S. Peters), Ph 1, SRP	Rehabilitation	ER100	Jun-09	703,865
704-36-0053	Common St. (Loyola - S. Peters), Ph 1, SRP	Rehabilitation	ER100	Jun-09	2,080,347

PROJECTS LET TO CONSTRUCTION

Orleans Parish

Project No.	Route & Description	Improvement Type	Funding Source	Let Date	Cost
704-36-0054	Girod St. (Loyola - St. Peters), Ph 1, SRP	Rehabilitation	ER100	Jun-09	915,391
704-36-0055	Magazine (Canal - US 90), Ph1, SRP	Rehabilitation	ER100	Jun-09	958,415
704-36-0056	Camp St. (Canal St. - US 90), Ph 1, SRP	Rehabilitation	ER100	Jun-09	1,369,080
704-36-0057	St. Charles (Canal St. - US 90), Ph1, SRP	Rehabilitation	ER100	Jun-09	1,406,421
704-36-0058	Carondelet St. (Canal St. - US 90), Ph 1, SRP	Rehabilitation	ER100	Jun-09	1,246,309
704-36-0059	Loyola St. (Canal St. - US 90), Ph 1, SRP	Rehabilitation	ER100	Jun-09	4,768,689
704-36-0060	Poydras St. (LaSalle - Loyola), Ph 1, SRP	Rehabilitation	ER100	Jun-09	276,132
704-36-0047	Nashville (Claiborne - Tchoupitoulas), Ph 1, SRP	Rehabilitation	ER100	Jun-09	4,451,740
450-90-0194	I-10 East - Safety & Beautification	Landscaping	STP ENH	Jul-09	765,264
704-36-0032	Leon C. Simon (London Canal - Elysian Fields), Ph 1, SRP	Rehabilitation	ER100	Jul-09	1,410,038
704-36-0038	Elysian Fields (Lakeshore - US 90), Ph 1, SRP	Rehabilitation	ER100	Jul-09	5,365,034
704-36-0034	Mirabeau (St. Bernard - Elysian Fields), Ph 1, SRP	Rehabilitation	ER100	Jul-09	3,106,391
704-36-0035	Filmore (St. Bernard - Elysian Fields), Ph 1, SRP	Rehabilitation	ER100	Jul-09	2,812,244
704-36-0036	St. Bernard Ave. (I-610 - Filmore), Ph 1, SRP	Rehabilitation	ER100	Jul-09	3,462,140
704-36-0037	Paris Ave. (I-610 - Mirabeau), Ph 1, SRP	Rehabilitation	ER100	Jul-09	2,049,843
704-36-0038	Elysian Fields Ave.	Rehabilitation, Ph 1 SRP	ER100	Jul-09	5,365,834

PROJECTS LET TO CONSTRUCTION

FY 2011-14 TIP

Orleans Parish

Project No.	Route & Description	Improvement Type	Funding Source	Let Date	Cost
018-01-0030	US 11 (Irish Bayou - I-10)	Drainage Improvements	St Cash	Aug-09	292,680
704-36-0084	N. Galvez St. (Canal Blvd. - Marconi)	Rehabilitation, Ph 1 SRP	ER100	Aug-09	2,907,867
704-36-0042	Orleans (N. Claiborne - City Park Ave.)	Rehabilitation, Ph 1 SRP	ER100	Aug-09	4,895,127
704-36-0043	Miro St. (Elysian Fields - Orleans)	Rehabilitation, Ph 1 SRP	ER 100	Aug-09	1,212,902
704-36-0074	Navarre Ave. (Canal Blvd. - Marconi)	Rehabilitation, Ph 1 SRP	ER 100	Aug-09	672,794
836-13-0008	LA 3019	Left Turn Lane @ RTMC	St Cash	Aug-09	163,429
409-02-0016	LA 406 (Woodland Hwy. @ LA 407)	Roundabout	STP HAZ	Sep-09	749,885
704-36-0040	Carrollton Ave. (I-10 - Claiborne)	Rehabilitation (Ph 1 SRP)	ER100, ARRA, STP>200K	Sep-09	3,906,814
704-36-0041	Carrollton Ave. (Claiborne - St. Charles)	Rehabilitation (Ph 1 SRP)	ER100, ARRA, STP>200K	Sep-09	3,085,837
Orleans Parish - FY 2009					158,017,096

PROJECTS LET TO CONSTRUCTION

Plaquemines Parish

Project No.	Route & Description	Improvement Type	Funding Source	Let Date	Cost
062-02-0119	LA 23 - Judge Perez Bridge	Movable Gearbox Repair	St. Gen.	Oct-08	63,000
838-03-0023	LA 406 Woodland Hwy. (LA 23 - Planters Canal)	Widen and Overlay	St. Gen.	Dec-08	2,477,840
Plaquemines Parish - FY 2009					2,540,840

St. Bernard Parish

Project No.	Route & Description	Improvement Type	Funding Source	Let Date	Cost
148-01-0028	LA 47-Paris Rd. (Virtue - Begin Asph. Section)	Patch and Overlay	St. Gen.	Nov-08	1,197,884
046-32-0037	LA 39-Judge Perez (Rowley - Paris Rd.)	Patch and Overlay	ER100	Jan-09	790,067
704-44-0012	Jean Lafitte (LA 46 - Florida Walk)	Rehab. (Phase 1 SRP)	ER100	Feb-09	2,481,985
704-44-0013	Patricia St. (Jean Lafitte - Coug)	Rehab. (Phase 1 SRP)	ER100	Feb-09	783,517
704-44-0014	Rowley Blvd. (LA 46 - LA 39)	Rehab. (Phase 1 SRP)	ER100, ARRA, STP>200K	Sep-09	549,485
704-44-0015	Mehle Ave. (LA 46 - LA 39)	Rehab. (Phase 1 SRP)	ER100, ARRA	Sep-09	269,373
704-44-0017	Cougar Dr. (Benjamin - Genet)	Rehab. (Phase 1 SRP)	ER100, ARRA	Sep-09	616,857
704-44-0018	Paris Rd. (LA 46 - Ferry Terminal)	Rehab. (Phase 1 SRP)	ER100, STP>200K	Sep-09	318,572
704-44-0019	E Genie St. (Golden - Palmisano)	Rehab. (Phase 1 SRP)	ER100, ARRA, STP>200K	Sep-09	435,565
704-44-0020	Packenham (Derbigny - Genie)	Rehab. (Phase 1 SRP)	ER100, ARRA	Sep-09	314,867
St. Bernard Parish - FY 2009					7,758,172

PROJECTS LET TO CONSTRUCTION

FY 2011-14 TIP

St. Charles Parish

Project No.	Route & Description	Improvement Type	Funding Source	Let Date	Cost
282-02-0046	LA 48 at LA 50 Intersection	Intersection Improvements	St. Gen.	Dec-08	393,594
845-17-0014	LA 50 (LA 48 - US 61)	Overlay and Drainage Improv	St. Gen.	Dec-08	840,328
450-37-0022	I-310 Miss. Rv. Bridge (Luling)	Replace Cable Stays	FBRON	Feb-09	30,485,408
007-03-0056	US 61 Barrier System (LA 50 - LA 4)	Guard Rail Improvements	Other	May-09	1,560,053
744-45-0007	St. Charles Westbank Multi-Use Path	Pedestrian Path Project	ARRA	Jun-09	1,338,192
744-45-0008	St. Charles Eastbank Multi-Use Path	Sidewalks / Bike Paths	STP ENH, Local	Sep-09	265,577
St. Charles Parish - FY 2009					34,883,152

St. John Parish

Project No.	Route & Description	Improvement Type	Funding Source	Let Date	Cost
848-17-0004	LA 3217 (LA 528 - US 61)	Cold Plane, Patch & Overlay	St. Gen.	Dec-08	344,952
848-18-0007	LA 3223 (LA 44 - US 61)	Cold Plane, Patch & Overlay	St. Gen.	Dec-08	141,607
848-19-0006	LA 3224 (LA 44 - US 61)	Cold Plane, Patch & Overlay	St. Gen.	Dec-08	109,626
St. John Parish - FY 2009					596,185

TECHNICAL ADVISORY COMMITTEE

Jefferson Parish

Mr. Jay Hebert
 Director, Planning Department
 City of Kenner
 1801 Williams Blvd.
 Kenner, LA 70062
 Phone: 504-468-7280
 Fax: 504-468-7587
 Email: jayh@kenner.la.us

Mr. Mark Drewes
 Director, Engineering Division
 Department of Public Works Jefferson Parish
 1221 Elmwood Park Blvd., Suite 802
 Jefferson, LA 70123
 Phone: 504-736-6512
 Fax: 504-736-6739
 Email: mdrewes@jeffparish.net

Mr. Ed Durabb
 Director, Planning Department
 Jefferson Parish
 1221 Elmwood Park Blvd., Suite 601
 Jefferson, LA 70123
 Phone: 504-736-6320
 Fax: 504-736-6343
 Email: edurabb@jeffparish.net

Mr. Pratt Reddy
 Deputy CAO – Public Works
 City of Kenner
 1801 Williams Blvd.
 Kenner, LA 70062
 Phone: 504-468-7515
 Email: preddy@kenner.la.us

Mr. Jose Gonzalez
 Chief Administrative Officer
 Jefferson Parish
 1221 Elmwood Park Blvd., Suite
 1002
 Jefferson, LA 70123
 Phone: 504-736-6400
 Fax: 504-736-6638
 Email: jgonzalez@jeffparish.net

Ms. Susan Percle
 CAO, City of Gretna
 Gretna City Hall
 Post Office Box 404
 Gretna, LA 70054
 Phone: 504-363-1507
 Fax: 504-363-1509
 Email: cao@gretnala.com

Mr. Ryan Brown
 Director, Transit Administration
 Jefferson Parish
 21 Westbank Expressway
 Gretna, LA 70053
 Phone: 504-364-3450
 Fax: 504-364-3453
 Email: RDBrown@jeffparish.net

Ms. Karleene Smith
 GCR & Associates
 2021 Lakeshore Dr., Suite 500
 New Orleans, LA 70122
 Phone: 504-304-0727
 Fax: 504-302-2525
 Email: ksmith@gcr1.com

Orleans Parish

Mr. Alan Yrle, P.E.
 Traffic Engineer
 City of New Orleans
 Department of Public Works
 1300 Perdido St., Rom 6W03
 New Orleans, LA 70112
 Phone: 504-658-8040
 Fax: 504-658-8007
 Email: amyrl@cityofno.com

TECHNICAL ADVISORY COMMITTEE

FY 2011-14 TIP

Mr. Robert Mendoza
Director, Dept. of Public Works
City of New Orleans
1300 Perdido St., Room 6W03
New Orleans, LA 70112
Phone: 504-658-8000
Fax: 504-658-8007
Email: rmendoza@cityofno.com

Ms. Yolanda Rodriguez
Director
New Orleans City Planning Commission
1340 Poydras Street, Ninth Floor
New Orleans, LA 70112
Phone: 504-658-7000
Fax: 504-658-7032
Email: ywrodriguez@cityofno.com

Ms. Leslie Alley
Deputy Director
New Orleans City Planning Commission
1340 Poydras St., Ninth Floor
New Orleans, LA 70112
Phone: 504-658-7000
Fax: 504-658-7032
Email: lalley@cityofno.com

Mr. Justin Augustine
Vice President
Veolia Transportation Services, Inc.
11219 Asphodel Dr.
New Orleans, LA 70128
Phone: 782-8339
Email: justin.augustine@veoliatransportation.com

Mr. Stefan Marks
Director of Planning
Regional Transit Authority
2817 Canal St.
New Orleans, LA 70119
Phone: 504-827-8307
Fax: 504-827-8423
Email: stefan.marks@veoliatransportation.com

Plaquemines Parish

Mr. Billy Nungesser
Parish President, Plaquemines Parish
8056 Hwy. 23, Suite 308
Belle Chasse, LA 70037
Phone: 504-274-2462
Fax: 504-274-2463
Email: bnungesser@plaqueminesparish.com

Mr. Ken Dugas
Parish Engineer
Plaquemines Parish
102 Avenue G
Belle Chasse, LA 70037
Phone: 504-297-5343
Fax: 504-297-5340
Email: ken_dugas@plaqueminesparish.com

Mr. Robert Spears
GIS Manager
Plaquemines Parish
102 Avenue G
Belle Chasse, LA 70037
Phone: 504-297-5343
Email: rspears@plaqueminesparish.com

Mr. Mike Metcalf
Director of Planning
Plaquemines Parish
102 Avenue G
Belle Chasse, LA 70037
Phone: 504-297-5344
Email: mmetcalf@plaqueminesparish.com

TECHNICAL ADVISORY COMMITTEE

St. Bernard Parish

Mr. Lonnie Campbell
Transit Manager
St. Bernard Transit
8201 West Judge Perez Drive
Chalmette, LA 70043
Phone: 504-277-1907
Email: lcampbell@sbsp.net

Mr. Jerry Graves
Director, Dept. of Community Dev.
8201 West Judge Perez Drive
Chalmette, LA 70043
Phone: 504-278-4310
Email: jgraves@sbsp.com

Mr. Logan Martin
Interim Director
Department of Public Works
St. Bernard Parish
1125 E. St. Bernard Hwy.
Chalmette, LA 70043
Phone: 504-278-4317
Fax: 504-278-4480
Email: lmartin@sbsp.net

St. Tammany Parish

Ms. Nahketah Bagby
Director of Planning
City of Covington
317 N. Jefferson Ave.
Covington, LA 70433
Phone: 985-898-4725
Fax: 985-898-4738
Email: nbagby@covla.com

Mr. Randy Clement
Director of Planning
City of Slidell
Post Office Box 828
Slidell, LA 70459
Phone: 985-646-4320
Fax: 985-646-4356
Email: rclement@cityofslidell.org

Mr. David deGeneres
Director, Public Works Department
City of Mandeville
1100 Mandeville High Blvd.
Mandeville, LA 70448
Phone: 985-624-3169
Email: pw@cityofmandeville.com

Mr. Sidney Fontenot
Director of Planning
St. Tammany Parish
Post Office Box 628
Covington, LA 70434
Phone: 985-898-2528
Fax: 985-898-3003
Email: sidf@stpgov.org

Ms. Louise L. Kidd
Director
Department of Planning & Development
City of Mandeville
3101 East Causeway Approach
Mandeville, LA 70448
Phone: 985-624-3101
Fax: 985-626-7929
Email: lkidd@cityofmandeville.com

Mr. Carl Rebouche
Director, Public Works Department
City of Covington
1300 W. 27th Avenue
Covington, LA 70433
Phone: 985-898-4710
Fax: 985-898-4729
Email: crebouche@covla.com

TECHNICAL ADVISORY COMMITTEE

FY 2011-14 TIP

Mr. William Oiler
Chief Administrative Officer
St. Tammany Parish
Post Office Box 628
Covington, Louisiana 70434
Phone: 985-898-2445
Fax: 985-875-2603
Email: oiler@stpgov.org

Ms. Erin Stair
Assistant CAO
St. Tammany Parish
Post Office Box 628
Covington, LA 70434
Phone: 985-898-2529
Fax: 985-898-3003
Email: estair@stpgov.org

Mr. Tim Vial
Chief Administrative Officer
St. Charles Parish
Post Office Box 302
Hahnville, LA 70057
Phone: 985-783-5000
Fax: 985-783-2067
Email: tvial@stcharlesgov.net

Mr. Shannon Davis
Director, Public Works Department
St. Tammany Parish
21490 Koop Dr.
Mandeville, LA 70471
Phone: 985-898-2557
Fax: 985-898-2549
Email: sdavis@stpgov.org

St. Charles Parish

Mr. Sam Scholle
Director, Dept. of Public Works
St. Charles Parish
403 Milling Ave.
Luling, LA 70070
Phone: 985-783-5102
Email: sscholle@stcharlesgov.net

St. John Parish

Ms. Natalie Robottom
Parish President
St. John the Baptist Parish
1801 West Airline Highway
Laplace, LA 70068
Phone: 985-652-9589
Fax: 985-359-5005
Email: parishpres@sjbparish.com

Mr. Joe Shoemaker
Co-Director, Department of Engineering
St. Tammany Parish
21490 Koop Dr.
Mandeville, LA 70471
Phone: 985-898-2552
Fax: 985-898-5205
Email: jshoemaker@stpgov.org

Ms. Kimberly Marousek
Director, Dept. of Planning & Zoning
St. Charles Parish
Post Office Box 302
Hahnville, LA 70057
Phone: 985-783-5060
Fax: 985-783-6447
Email: kmarousek@stcharlesgov.net

Mr. Clifford Bailey
Director, Public Works Dept.
St. John Parish
1801 West Airline Highway
Laplace, LA 70068
Phone: 985-652-4815
Email: c.bailey@sjbparish.com

TECHNICAL ADVISORY COMMITTEE

Ms. Julie Remondet
 Director of Economic Development
 St. John the Baptist Parish
 1801 West Airline Highway
 Laplace, LA 70068
 Phone: 985-652-9569
 Email: ecodev@sjbparish.com

LaDOTD

Ms. Donna Lavigne
 Public Transportation Administrator
 La. Dept. of Transportation and Development
 Post Office Box 94245
 Baton Rouge, LA 70804-9245
 Phone: 225-274-4302
 Fax: 225-274-4314
 Email: donna.lavigne@la.gov

Mr. Dan Magri, P.E.
 Traffic Safety Engineer
 La. Dept. of Transportation and Development
 Post Office Box 94245
 Baton Rouge, LA 70804-9245
 Phone: 225-379-1871
 Fax: 225-379-1807
 Email: dan.magri@la.gov

Mr. Mike Schiro, PE
 Transportation Planning Administrator
 La. Dept. of Transportation and Development
 Post Office Box 94245
 Baton Rouge, LA 70804
 Phone: 225-379-1956
 Fax: 225-379-1802
 Email: michael.schiro@la.gov

Mr. Mike Stack
 District Administrator, District 02
 La. Dept. of Transportation and Development
 Post Office Box 9180
 Bridge City, LA 70094
 Phone: 504-437-3100
 Fax: 504-437-3260
 Email: Michael.Stack@la.gov

Mr. Thomas Landry
 District Administrator, District 62
 La. Dept. of Transportation and Development
 685 N. Morrison Road
 Hammond, LA 70401
 Phone: 985-375-0100
 Fax: 985-375-0260
 Email: tom.landry@la.gov

Mr. Steve Strength, PE
 Traffic Engineer, District 2
 La. Dept. of Transportation and Development
 Post Office Box 9180
 Bridge City, LA 70094
 Phone: 504-437-3100
 Fax: 504-437-3260
 Email: Steve.Strength@la.gov

Ms. Connie Standige
 Acting Asst. Secretary
 Office of Operations
 La. Dept. of Transportation and Development
 Post Office Box 94245
 Baton Rouge, LA 70804
 Phone: 225-379-1836
 Fax: 225-379-1861
 Email: connie.standige@la.gov

Ms. Dawn Sholmire
 La. Dept. of Transportation and Development
 Post Office Box 94245
 Baton Rouge, LA 70804
 Phone: 225-242-4570
 Email: dawn.sholmire@la.gov

TECHNICAL ADVISORY COMMITTEE

FY 2011-14 TIP

Mr. Jim Bridger
General Manager
New Orleans Public Belt Railroad
4822 Tchoupitoulas
New Orleans, LA 70115
Phone: 504-896-7410
Fax: 504-896-7419
Email: JimB@nopb.com

Mr. Patrick Gallwey
Chief Operating Officer
New Orleans Port Authority
Post Office Box 60046
New Orleans, LA 70160
Phone: 504-528-3305
Fax: 504-528-3397
Email: patg@portno.com

Ms. Cathy Gautreaux
Executive Director
Louisiana Motor Transportation
Assoc.
4838 Bennington Ave.
Baton Rouge, LA 70808
Phone: 225-928-5682
Fax: 225-928-0500
Email: lmtacfg@bellsouth.net

Mr. Iftikhar Ahmad
Director of Aviation
New Orleans Aviation Board
Post Office Box 20007
New Orleans, LA 70141
Phone: 504-464-3536
Email: iahmad@flymsy.com

Ms. Beth Inbau
President and CEO
National Safety Council
South Louisiana Chapter
4713 Utica St.
Metairie, LA 70006
Phone: 504-888-7618
Fax: 888-7612
Email: beth@metrosafety.org

Mr. Carlton Dufrechou
General Manager
Greater New Orleans Expressway Comm.
Post Office Box 7656
Metairie, LA 70010
Phone: 504-835-3118
Fax: 504-835-2518
Email: cdufrechou@gnoec.org

Ms. David Miller
Executive Director
Crescent City Connection Division
La. Dept. of Transportation and Development
Post Office Box 6297
New Orleans, LA 70174
Phone: 504-376-8100
Fax: 504-376-8189
Email: david.miller@la.gov

Ms. Marvel M. Robertson
Field Office Director
U.S. Department of Housing and
Urban Development
New Orleans Office
500 Poydras St., 9th Floor
New Orleans, LA 70130
Phone: 504-671-3797
Fax: 504-671-3751
Email: Marvel.M.Robertson@hud.gov

Mr. Jamie Setze
Planning and Environmental Program Mgr.
Federal Highway Administration
5304 Flanders Dr., Ste. A
Baton Rouge, LA 70808
Phone: 225-757-7623
Fax: 225-757-7601
Email: jamie.setze@fhwa.dot.gov

Ms. Genevieve Smith
Federal Highway Administration
5304 Flanders Dr., Ste. A
Baton Rouge, LA 70808
Phone: 225-757-7622
Fax: 225-757-7601
Email: genevieve.smith@fhwa.dot.gov


Ms. Laura Wallace
Community Planner
Federal Transit Administration
819 Taylor St., Rm. 8A36
Ft. Worth, TX 76102
Phone: 817-978-0561
Email: laura.wallace@dot.gov

JOINT CERTIFICATION OF THE METROPOLITAN PLANNING PROCESS


FY 2011-14 TIP

The Regional Planning Commission hereby certifies that the transportation planning process is addressing the major issues facing the New Orleans urbanized areas and is being conducted in accordance with all applicable requirements of:

1. 23 U.S.C. 134, 49 U.S.C. 5303, and this subpart;
2. In nonattainment and maintenance areas, sections 174 and 176 (c) and (d) of the Clean Air Act, as amended (42 U.S.C. 7504, 7506(c) and (d)) and 40 CFR part 93;
3. Title VI of the Civil Rights Act of 1964 as amended (42 U.S.C. 2000d-1) and 49 CFR part 21;
4. 49 U.S.C. 5332, prohibiting discrimination on the basis of race, color, creed, national origin, sex, or age in employment or business opportunity;
5. Section 1101(b) of the SAFETEA-LU (Pub. L. 109-59) and 49 CFR part 26 regarding the involvement of disadvantaged business enterprises in US DOT funded projects;
6. 23 CFR part 230, regarding the implementation of an equal employment opportunity program on Federal and Federal-aid highway construction contracts;
7. The provisions of the Americans with Disabilities Act of 1990 (42 U.S.C. 12101 et seq.) and 49 CFR parts 27, 37, and 38;
8. The Older Americans Act, as amended (42 U.S.C. 6101), prohibiting discrimination on the basis of age in programs or activities receiving Federal financial assistance;
9. Section 324 of title 23 U.S.C. regarding the prohibition of discrimination based on gender; and
10. Section 504 of the Rehabilitation Act of 1973 (29 U.S.C. 794) and 49 CFR part 27 regarding discrimination against individuals with disabilities

for 

Sherri LaBas, Secretary
Louisiana Department of
Transportation and Development
Date: 8/30/10



Billy Nungesser, Chairman
New Orleans Urbanized Area
Transportation Policy Committee
Date: 6/8/10

State Project Number

Denotes official State Project Number which is assigned to a project for a particular phase of work such as engineering, right-of-way or construction.

State Route

Official Federal or State Route Number.

Project Description

To be used in conjunction with the State Route Number to define the limits of the project.

Phase

Shows the particular project phase to be advanced:

R/W = right-of-way study
 C = construction
 PE = preliminary engineering
 E = final design and engineering
 OLY = overlay project
 U = utility work
 ACQ = acquisition of right-of-way
 SDY = technical study
 Rehab = rehabilitation
 Drng = drainage work
 ENV = environmental assessment.

Estimated Cost

Total estimated cost of the project phase or work to be undertaken.

Fund Source

The Fund Source identifies the most likely source of funds to be used to actually implement the project phase. Fund Sources shown in the Transportation Improvement Program include:

ARRA - American Recovery and Reinvestment Act (Stimulus)

Demo - Congressional High Priority or Demonstration Project

ER - FHWA Emergency Relief (street restoration monies)

FBR - Federal Bridge Replacement

IM - Interstate Maintenance

NHS - National Highway System

OLY - Overlay

St. Gen. - State general fund monies appropriated by the Louisiana Legislature

STP - Surface Transportation Program Funds selected by an MPO for projects located inside its metropolitan area on federal aid eligible routes.

STP>200K - Federal funds the formula for large urban areas with population more than 200,000

STP ENH - Transportation Enhancements

STP FLEX - Federal funds programmed statewide through DOTD needs assessment process



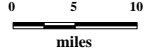
STP HAZ - Federal funds for hazard elimination and safety improvements.

TIMED - Transportation Infrastructure Model for Economic Development (state gas tax funds)



Parishes in the New Orleans Metropolitan Statistical Area

Prepared by The Regional Planning Commission for
Jefferson, Orleans, Plaquemines, St. Bernard
and St. Tammany Parishes



Transportation Improvement Program

New Orleans Region - Financially Constrained

FY 10 (10/1/09 - 9/30/10)

Project Number	Route	Project Description	Parish	Sponsor	Proposed Improvement	Priority****	Work Phase	Est. Cost**	Contingency	Federal Share	Fund Source	
063-06-0028	LA 18	LA 18 (LA 52 - St. John P/L)	St. Charles	DOTD	Overlay	3	C	3,605,000	3,965,500	3,172,400	Advance Construc (AC)	
459-15-0099	I-10	I-10 (Clearview to Vets.)	Jefferson	DOTD	Widen	3, 4	C	55,000,000	60,500,000	48,400,000	AC, ARRA, NHS	
								Total	Adv. Constr.	58,605,000	64,465,500	51,572,400
000-10-DEMO		Various Demo Projects	Districtwide	DOTD	Cost change in Eng, ROW and Utilities		E/RO W/U	1,000,000	1,100,000	880,000	Demo	
700-36-0193, H.004735		Carrollton (US 90 - US 61)	Orleans	City of New Orleans	Rehabilitation	1, 3	C	1,250,000	1,375,000	1,100,000	Demo	
742-36-0143, H.004736		Tchoupitoulas: Calliope St. - Canal St.	Orleans	City of New Orleans	Overlay	3	C	1,074,000	1,181,400	945,120	Demo, Local	
								Total	Demo	3,324,000	3,656,400	2,925,120

Transportation Improvement Program

New Orleans Region - Financially Constrained

FY 10 (10/1/09 - 9/30/10)

Project Number	Route	Project Description	Parish	Sponsor	Proposed Improvement	Priority****	Work Phase	Est. Cost**	Contingency	Federal Share	Fund Source
006-05-0087, H.000273	US 90	Chef Menteur Bridge Fender System	Orleans	DOTD	Fender System Repairs	1, 3	C	2,461,000	2,707,100	2,707,100	E-R100
006-90-0099, H.000300	US 90	US 90 (Camelot Dr. to East of Gentilly Blvd. Michoud Area)	Orleans	DOTD	Overlay	3	C	5,531,000		5,531,000	E-R100
007-03-0057, H.000317	US 61	US 61 (W. End of LA 310 Ent. Ramp to STJ P/L)	St. Charles	DOTD	Patch, Cold Plane & Overlay	3	C	5,621,000		5,621,000	E-R100, STP FLEX
018-02-0057, H.000680	US 11	US 11 Bridge (Lake Pontchartrain)	Orleans	DOTD	Bridge Rail Rehab.	3, 4	C	10,477,000		10,477,000	E-R100
249-90-0042, H.002265	LA 45	Jean Lafitte (LA 3134 - Pipeline St.)	Jefferson	DOTD	Patch, Cold Plane, Overlay	3	C	1,648,000		1,648,000	ER=1.728M; STP FLEX=.28M
Total								25,738,000	2,707,100	25,984,100	

Transportation Improvement Program

New Orleans Region - Financially Constrained

FY 10 (10/1/09 - 9/30/10)

Project Number	Route	Project Description	Parish	Sponsor	Proposed Improvement	Priority****	Work Phase	Est. Cost**	Contingency	Federal Share	Fund Source	
		Off System Bridge Replacement	Districtwide	DOTD	Off System Bridge Program	3	C	100,000	110,000	80,000	FBROFF	
713-02-FY10		Off System Bridge Replacement (Dist. 02)	Districtwide	DOTD	Off System Bridge Replacement	3	C	2,200,000	2,420,000	1,936,000	FBROFF	
								Total	FBROFF	2,300,000	2,530,000	2,016,000
000-10-OVLY		NHS Overlays (Dist. 02)	Districtwide	DOTD	NHS Overlays	1, 3	C	1,000,000	1,100,000	880,000	NHS	
450-15-0143, H.003084	I-10	I-10 @ Airport Access Rd. Entrance Ramp	Jefferson	DOTD	Level Approach Slab	1, 3	C	250,000		200,000	NHS	
								Total	NHS	1,250,000	1,100,000	1,080,000

Transportation Improvement Program

New Orleans Region - Financially Constrained

FY 10 (10/1/09 - 9/30/10)

Project Number	Route	Project Description	Parish	Sponsor	Proposed Improvement	Priority****	Work Phase	Est. Cost**	Contingency	Federal Share	Fund Source	
737-26-0017		McDonough 26 Elementary School (Gretna)	Jefferson	JPSB	Safe Routes to School	1	C	247,500	272,250	272,250	Safety	
737-26-0018		Shirley T. Johnson Elementary School (Gretna)	Jefferson	JPSB	Safe Routes to School	1	C	247,500	272,250	272,250	Safety	
								Total	Safety	495,000	544,500	544,500
000-10-OVLY		STP Overlays (Dist. 02)	Districtwide	DOTD	STP Overlays	3	C	2,000,000	2,200,000	1,760,000	STP	
000-10-PM		Preventive Maintenance (Dist. 02)	Districtwide	DOTD	Preventive Maintenance	3	C	100,000	110,000	88,000	STP	
								Total	STP	2,100,000	2,310,000	1,848,000

Transportation Improvement Program

New Orleans Region - Financially Constrained

FY 10 (10/1/09 - 9/30/10)

Project Number	Route	Project Description	Parish	Sponsor	Proposed Improvement	Priority****	Work Phase	Est. Cost**	Contingency	Federal Share	Fund Source
		St. Bernard MS Levee Bike Path, Phase II (Murphy Oil - Rodriguez Ln.)	St. Bernard	St. Bernard Parish	Multi-Use MS River Path	2	C	716,875	788,563	749,134	STP ENH
000-10-ENH		Enhancements (Dist. 02)	Districtwide	DOTD	Enhancements	2	C	200,000	220,000	209,000	STP ENH
744-26-0034***		Fat City Streetscape	Jefferson	Jefferson Parish	Sidewalks, Landscaping, Lighting & Street Furniture	1, 2	C	1,099,200	1,209,120	1,148,664	STP ENH
744-26-0036***	I-10	I-10 Beautification	Jefferson	Jefferson Parish	Landscaping & Beautification	2	C	1,266,316	1,392,948	1,323,300	STP ENH
744-36-0031		St. Roch/St. Claude Intersection Revitalization	Orleans	City of New Orleans	Safety & Beautification	1, 2	C	597,497	657,247	624,384	STP ENH
744-45-0010***		St. Charles Westbank Multi-Use Path, Phase III (Davis Dr. - Jefferson Parish Line)	St. Charles	St. Charles Parish	Multi-Use MS River Path	2	C	928,105	1,020,916	969,870	STP ENH

FY 10 (10/1/09 - 9/30/10)

*FY10 is the final year of current TIP. Projects that remain unauthorized by 9/30/10 will carry forward into new TIP (FY11-FY14.)

Page 34

**Estimated Cost includes 10% contingency plus inflation adjustment.

***For informational purposes only; project costs covered by line item in STIP

June 8, 2010

****1=safety; 2=livable communities; 3=state of good repair; 4=economic competitiveness; 5=env. sustainability

~For information only, no federal funds and not in STIP

Transportation Improvement Program

New Orleans Region - Financially Constrained

FY 10 (10/1/09 - 9/30/10)

Project Number	Route	Project Description	Parish	Sponsor	Proposed Improvement	Priority****	Work Phase	Est. Cost**	Contingency	Federal Share	Fund Source
744-48-0006***		St. John Eastbank Multi-Use Path, Phase II (Redwood St. - West 2nd St. @ W. 5th St.)	St. John	St. John Parish	Multi-Use MS River Path	2	C	996,000	1,095,600	1,040,820	STP ENH
744-48-0007***		LaPlace Gateway Sign Installation	St. John	St. John Parish	Install 5 Town Boundary Signs and Landscaping	2	C	79,474	87,421	83,050	STP ENH
826-04-0016***; 744-26-0035***	LA 6-119 Metairie Rd.	Enhancement Project (Orpheum St. - N. Causeway Blvd.)	Jefferson	St. John Parish	Landscaping & Beautification	2	C	262,900	289,190	274,731	STP ENH
								Total	6,146,367	6,761,005	6,422,953

Transportation Improvement Program

New Orleans Region - Financially Constrained

FY 10 (10/1/09 - 9/30/10)

Project Number	Route	Project Description	Parish	Sponsor	Proposed Improvement	Priority****	Work Phase	Est. Cost**	Contingency	Federal Share	Fund Source	
006-90-0100***	US 90	E. End Inner harbor Br. - Old Gentilly	Orleans	DOTD	Overlay	3	C	2,446,000	2,690,600	2,152,480	STP FLEX	
006-90-0101***	US 90	US 90 (Camelot Dr. - East of Gentilly Blvd.) Michoud Area	Orleans	DOTD	Overlay Shoulders	3	C	883,000	971,300	777,040	STP FLEX	
062-01-0031***	LA 18	LA 18 (Fourth St. - US 90B)	Jefferson	DOTD	Cold Plane & Overlay	3	C	2,539,000	2,792,900	2,234,320	STP FLEX	
								Total	STP FLEX	5,868,000	6,454,800	5,163,840
000-10-HAZ		Misc. Hazardous Elimination (Dist. 02)	Districtwide	DOTD	Misc. Hazardous Elimination	1	C	150,000	165,000	132,000	STP HAZ	
000-10-RR		RR Xing Safety (Dist. 02)	Districtwide	DOTD	RR Xing Safety	1	C	500,000	550,000	440,000	STP HAZ	
								Total	STP HAZ	650,000	715,000	572,000

Transportation Improvement Program

New Orleans Region - Financially Constrained

FY 10 (10/1/09 - 9/30/10)

Project Number	Route	Project Description	Parish	Sponsor	Proposed Improvement	Priority****	Work Phase	Est. Cost**	Contingency	Federal Share	Fund Source	
		SRP - St. Charles Ave. (Nashville - S. Carrollton)	Orleans	City of New Orleans	Install 2.8 mi Drilled Doweled Median Curbing	1	C	652,000	71,700	573,760	STP>200K	
								Total	STP>200K	652,000	71,700	573,760

Transportation Improvement Program

New Orleans Region - Financially Constrained

FY 11 (10/1/10 - 9/30/11)

Project Number	Route	Project Description	Parish	Sponsor	Proposed Improvement	Priority****	Work Phase	Est. Cost**	Contingency	Federal Share	Fund Source
		Airport Access Road (US 61 - Veterans)	Jefferson	NOIA	Mill and Overlay with Signage, Striping, Misc.	1, 3, 4	C	1,500,000	1,650,000	1,320,000	Demo
		Earhart/LA 3139 to US 61 Connector	Jefferson	DOTD	Overpass Connection	1, 2, 4	PE	3,125,000	3,125,000	2,495,657	Demo=1.6M; STP>200K=900k
		LA 1 Bike/Ped Path	Jefferson		Bike/Ped Improvements	1, 2, 5	C	1,877,766		1,502,213	Demo
		LA University Consortium Smart Growth Edu/Plan Dev.	Region	RPC	Bike Plans and Smart Growth Edu/Data Dev.	2, 5	SDY	500,000		400,000	Demo
		Lake Pontchartrain Causeway Bridge Repairs	Jefferson	GNOEC	Fender repairs, bascule replacement, piling restoration	1, 3	C	3,526,227	3,879,227	3,103,381	Demo
		N.O. Commuter Rail Stage 0 Feasibility	Region	RPC	Analysis of Financial, Institutional and Planning Issues	2, 4, 5	SDY	250,000		200,000	Demo

Transportation Improvement Program

New Orleans Region - Financially Constrained

FY 11 (10/1/10 - 9/30/11)

Project Number	Route	Project Description	Parish	Sponsor	Proposed Improvement	Priority****	Work Phase	Est. Cost**	Contingency	Federal Share	Fund Source
		Smart Growth - Building the Network	Jefferson	Jefferson, RPC	Jefferson Parish Bicycle Master Plan	2, 5	SDY	250,000	250,000	200,000	Demo
		Tchoupitoulas (Pontchartrain Xing - Henry Clay)	Orleans	Orleans	Signage and Striping	1, 2, 3	C	200,000	220,000	176,000	Demo
		US 61/Tulane Avenue	Orleans	DOTD	Stage 1 - Environmental Assessment	1,2,3,4,5	ENV	150,000	0	120,000	Demo
700036-0142, 742-36-0104, H.007250		Almonaster Bridge & Approaches	Orleans	Port/DOTD	Bridge Replacement	1, 4	ENG	1,248,563		998,851	Demo
700-26-0294, H.004415		LA 3152 and LA 3139	Jefferson		Clearview @ Earhart Drainage	1, 2, 4	C	6,000,000		2,800,000	Demo=2.8M; Local=3.2M
700-38-0108, H.004791	LA 23	Belle Chasse Bridge and Tunnel Replacement	Plaquemines	DOTD	Stage 1 - Environmental Assessment	1, 2, 4	EA	700,000		560,000	Demo=533K; STP>200K=27K

Transportation Improvement Program

New Orleans Region - Financially Constrained

FY 11 (10/1/10 - 9/30/11)

Project Number	Route	Project Description	Parish	Sponsor	Proposed Improvement	Priority****	Work Phase	Est. Cost**	Contingency	Federal Share	Fund Source
700-92-0021, H.005168		N.O. Rail Gateway	Orleans, Jefferson	DOTD	Various Freight Rail Improvements	1, 2, 4	EIS	4,776,800	4,776,800	3,821,440	Demo=3.8M; DOTD=0.5M; Railroads=0.5M
737-26-0012, H.006522		Clearview/Earhart Drainage, Phase 3a	Jefferson	Jefferson Parish	Drainage Improvements	1, 2	C	6,000,000		4,800,000	STP>200K=3.6M Demo=1.2M; Local=1.2M
737-26-0021, H.006526		Loyola Drive @ I-10 Interchange	Jefferson	City of Kenner	Intersection Improvements	2	C	611,000	611,000	488,800	Demo
737-36-0017, H.006568		Washington Ave. Pedestrian Crossing	Orleans	DOTD	Bike/Ped. X-ing at Xavier Univ.	1	C	2,258,000	2,483,800	1,987,040	Demo
845-17-0015, H.008309	LA 50	LA 50 Widening (LA 48 to ICRR)	St. Charles	District 02	Minor Widening, Intersection Improvements	1, 3	C	1,400,000	1,540,000	1,232,000	Demo=960K, STP>200K=440K
H.006515		Jefferson Lakefront Bike/Ped. Path (Orleans Parish Ln. - St. Charles Parish Ln.)	Jefferson	Jefferson	Reconstruction, ADA Ramps, Signage, Striping, Amenities	2, 3, 5	C	1,281,375		1,025,100	Demo
H.007224		Lapalco (Destrehan to Barataria)	Jefferson	Jefferson Parish	Capacity/Turn Lane Improvements	1, 3	C	421,400		337,120	Demo

FY 11 (10/1/10 - 9/30/11)

*FY10 is the final year of current TIP. Projects that remain unauthorized by 9/30/10 will carry forward into new TIP (FY11-FY14.)

Page 40

**Estimated Cost includes 10% contingency plus inflation adjustment.

***For informational purposes only; project costs covered by line item in STIP

June 8, 2010

****1=safety; 2=livable communities; 3=state of good repair; 4=economic competitiveness; 5=env. sustainability

~For information only, no federal funds and not in STIP

Transportation Improvement Program

New Orleans Region - Financially Constrained

FY 11 (10/1/10 - 9/30/11)

Project Number	Route	Project Description	Parish	Sponsor	Proposed Improvement	Priority****	Work Phase	Est. Cost**	Contingency	Federal Share	Fund Source	
								Total	Demo	36,076,131	18,535,827	27,567,602
704-36-0080***, H.005823		Almonaster Bridge Const. Repair	Orleans	DOTD	Movable Bridge Repair	3, 4	C	1,500,000		1,500,000	ER-100	
704-92-0036***, 704-92-0037***, H.005898		Repair Fed. Aid Eligible Roads - SRP	Orleans Jefferson	DOTD	Submerged Roads Program (H. Katrina)	3	C	25,000,000	27,500,000	25,000,000	ER-100	
								Total	ER-100	26,500,000	27,500,000	26,500,000
		Ferryboat Improvements	CCCD	CCCD	Upgrade Engines, Generators - M/V Thomas Jefferson	1, 2, 3	C	1,292,500	1,292,500	1,034,000	FBD	
		Replace Marine Radar	CCCD	CCCD	Marine Radar, Replacement for 6 Ferry Vessels	1	C	245,225	245,225	196,180	FBD	
								Total	FBD	1,537,725	1,537,725	1,230,180

Transportation Improvement Program

New Orleans Region - Financially Constrained

FY 11 (10/1/10 - 9/30/11)

Project Number	Route	Project Description	Parish	Sponsor	Proposed Improvement	Priority****	Work Phase	Est. Cost**	Contingency	Federal Share	Fund Source	
		Off System Bridge Replacement	Districtwide	DOTD	Off System Bridge Program	3	C	100,000	110,000	80,000	FBROFF	
713-99-FY11***		Off System Bridge Replacement (Dist. 02)	Districtwide	DOTD	Off System Bridge Replacement	3	C	2,200,000	2,420,000	1,936,000	FBROFF	
								Total	FBROFF	2,300,000	2,530,000	2,016,000
005-10-0034***, H.000238	US 90	Drain Canal Bridge on US 90	Jefferson	DOTD	Bridge Replacement	1, 3	C	1,457,000	1,602,700	1,282,160	FBRON	
249-90-0035***, H.002260	LA 45	Goose Bayou Bridge	Jefferson	DOTD	Bridge Replacement	1, 3	C	1,304,000		1,043,000	FBRON	
450-36-0035***	I-310	I-310 Bridge	St. Charles	DOTD	Bridge Repairs	1, 3	C	2,260,000		1,808,000	FBRON	
450-38-0024***, H.003140	I-310	I-310 Bridge	St. Charles	DOTD	Bridge Repairs	1, 3	C	298,000	327,800	262,240	FBRON	
H.000263		US 90 chef Mentour Bridge and Approaches	Orleans	DOTD	Bridge Replacement	1, 3	ENV	1,100,000	1,100,000	880,000	FBRON	
								Total	FBRON	6,419,000	3,030,500	5,275,400

FY 11 (10/1/10 - 9/30/11)

*FY10 is the final year of current TIP. Projects that remain unauthorized by 9/30/10 will carry forward into new TIP (FY11-FY14.)

Page 42

**Estimated Cost includes 10% contingency plus inflation adjustment.

***For informational purposes only; project costs covered by line item in STIP

June 8, 2010

****1=safety; 2=livable communities; 3=state of good repair; 4=economic competitiveness; 5=env. sustainability

~For information only, no federal funds and not in STIP

Transportation Improvement Program

New Orleans Region - Financially Constrained

FY 11 (10/1/10 - 9/30/11)

Project Number	Route	Project Description	Parish	Sponsor	Proposed Improvement	Priority****	Work Phase	Est. Cost**	Contingency	Federal Share	Fund Source
H.006898		BR-NO ITS TIM (Traffic Incident Management), Phase 4	Region	DOTD	ITS Improvements	1	C	10,000,000	11,000,000	8,800,000	HSIP
						Total	HSIP	10,000,000	11,000,000	8,800,000	
450-90-0228***, H.003171	I-10	I-10 Ent. Ramp @ Carrollton Ave. - I-10 East)	Orleans	DOTD	Cold Plane & Overlay	3	C	200,230		180,207	IM
737-92-0078***, H.006684		Dist. 02 Pavement Marking Replacement	Jefferson	DOTD	Pavement Marking Replacement	1, 3	C	3,554,000	3,909,400	3,518,460	IM
						Total	IM	3,754,230	3,909,400	3,698,667	
737-26-0016		Local Road Safety Project	Jefferson	City of Kenner	Various Safety Projects in Kenner	1	C	56,000	56,000	56,000	LRSP
						Total	LRSP	56,000	56,000	56,000	

Transportation Improvement Program

New Orleans Region - Financially Constrained

FY 11 (10/1/10 - 9/30/11)

Project Number	Route	Project Description	Parish	Sponsor	Proposed Improvement	Priority****	Work Phase	Est. Cost**	Contingency	Federal Share	Fund Source
282-30-0016***, H.002497	LA 627	LA 627 (LA 48 - US 61)	St. Charles	DOTD	Cole Plane & Overlay	3	C	376,000	413,000		NFA
845-08-0011***, H.008305	LA 632	LA 632 (LA 306 - End of Control Section)	St. Charles	DOTD	Cold Plane & Overlay	3	C	557,000			NFA
								Total	933,000	413,000	

Transportation Improvement Program

New Orleans Region - Financially Constrained

FY 11 (10/1/10 - 9/30/11)

Project Number	Route	Project Description	Parish	Sponsor	Proposed Improvement	Priority****	Work Phase	Est. Cost**	Contingency	Federal Share	Fund Source	
000-11-OVLY		NHS Overlays (Dist. 02)	Districtwide	DOTD	NHS Overlays	1, 3	C	1,000,000	1,100,000	880,000	NHS	
062-02-0126***	LA 23	Judge Perez Bridge	Plaquemines	DOTD	Wire Rope Replace, Install New Counterweight Wire Rope	3	C	600,000	660,000	528,000	NHS	
062-02-0131***, H.001394	LA 23	Drainage in Belle Chasse	Plaquemines	DOTD	Drainage Improvements	1, 2, 3	C	200,000	220,000	176,000	NHS	
062-04-0032***, H.001401	LA 23	Near Happy Jack	Plaquemines	DOTD	Drainage Improvements	1, 2, 3	C	100,000	110,000	88,000	NHS	
450-15-0099; H.003064	I-10	I-10 (Veterans - Clearview)	Jefferson	DOTD	Widening	1, 2	C	51,000,000	56,100,000	44,880,000	NHS=15M; Adv. Const=34M	
								Total	NHS	52,900,000	58,190,000	46,552,000

Transportation Improvement Program

New Orleans Region - Financially Constrained

FY 11 (10/1/10 - 9/30/11)

Project Number	Route	Project Description	Parish	Sponsor	Proposed Improvement	Priority****	Work Phase	Est. Cost**	Contingency	Federal Share	Fund Source
H.009013***		I-10 Median Cable Barrier	Dists. 02, 61, 62	DOTD	Install Median Cable Barrier	1, 2	C	3,712,000		3,712,000	SATRANS
								Total		3,712,000	
										SATRANS	3,712,000

Transportation Improvement Program

New Orleans Region - Financially Constrained

FY 11 (10/1/10 - 9/30/11)

Project Number	Route	Project Description	Parish	Sponsor	Proposed Improvement	Priority****	Work Phase	Est. Cost**	Contingency	Federal Share	Fund Source	
737-36-0015***, H.006566		N.O. Dr. C. Drew Elementary - Safe Routes to School	Orleans	RSD	SRTS - Sidewalks, Signs, etc.	1, 2	C	250,000	275,000	275,000	SR2S	
737-36-0019***H.006570		Safe Routes to School - International School of LA	Orleans	RSD	SRTS - Sidewalks, Crosswalks, Ssigns, etc.	1, 2	C	250,000	275,000	275,000	SR2S	
737-36-0022***, H.006571		Safe Routes to School - Esperanza Charter	Orleans	RSD	SRTS - Sidewalks, Crosswalks, Signs, etc.	1, 2	C	250,000	275,000	275,000	SR2S	
737-45-0001***, H.006592		Safe Routes to School - Norco Elem. And Sacred Heart of Jesus Elem.	St. Charles	St. Charles Parish	SRTS - Sidewalks, Crosswalks, Signs, etc.	1, 2	C	250,000	275,000	275,000	SR2S	
								Total	SR2S	1,000,000	1,100,000	1,100,000

Transportation Improvement Program

New Orleans Region - Financially Constrained

FY 11 (10/1/10 - 9/30/11)

Project Number	Route	Project Description	Parish	Sponsor	Proposed Improvement	Priority****	Work Phase	Est. Cost**	Contingency	Federal Share	Fund Source	
H.002550 (283-09-0114)	US 90	MacArthur Dr. Interchange Completion	Jefferson	DOTD, Jefferson Parish	Ramp Improvements	1, 4	C	23,796,643	23,796,643	1,000,000	St. Bonds=22M; STP>200K=1M; Gen.=361K; Local=435K	
								Total	St. Bonds	23,796,643	23,796,643	1,000,000
450-90-0242***, H.003180	I-10	Jefferson Parish Line - Orleans Ave.	Orleans	DOTD	Drainage Improvements	1, 2, 3	C	169,260	186,186		St. Cash	
								Total	St. Cash	169,260	186,186	
000-11-OVLY		STP Overlays (Dist. 02)	Districtwide	DOTD	STP Overlays	3	C	2,000,000	2,200,000	1,760,000	STP	
000-11-PM		Preventive Maintenance (Dist. 02)	Districtwide	DOTD	Preventive Maintenance	3	C	100,000	110,000	88,000	STP	
								Total	STP	2,100,000	2,310,000	1,848,000
000-11-ENH		Enhancements (Dist. 02)	Districtwide	DOTD	Enhancements	2	C	200,000	220,000	176,000	STP ENH	
								Total	STP ENH	200,000	220,000	176,000

FY 11 (10/1/10 - 9/30/11)

*FY10 is the final year of current TIP. Projects that remain unauthorized by 9/30/10 will carry forward into new TIP (FY11-FY14.)

Page 48

**Estimated Cost includes 10% contingency plus inflation adjustment.

***For informational purposes only; project costs covered by line item in STIP

June 8, 2010

****1=safety; 2=livable communities; 3=state of good repair; 4=economic competitiveness; 5=env. sustainability

~For information only, no federal funds and not in STIP

Transportation Improvement Program

New Orleans Region - Financially Constrained

FY 11 (10/1/10 - 9/30/11)

Project Number	Route	Project Description	Parish	Sponsor	Proposed Improvement	Priority****	Work Phase	Est. Cost**	Contingency	Federal Share	Fund Source
018-01-0031***, H.000678	US 11	US 190 - Irish Bayou Bridge	Orleans	DOTD	Drainage Improvements	1, 2, 3	C	200,000	220,000	176,000	STP FLEX
046-31-0057, H.001200	LA 39	Judge Seeber Bridge	Orleans, St. Bernard	DOTD	Cleaning & Painting	1, 2, 3	C	12,000,000	13,200,000	10,560,000	STP FLEX
294-90-0044***, H.002267	LA 45	Bayou Barataria Br. - 1 mi. S. Lafitte	Jefferson	DOTD	Drainage Improvements	1, 2, 3	C	100,000	110,000	88,000	STP FLEX
409-02-0018***, H.002801		LA 406, LA 407	Orleans	DOTD	Leveling Appr. Slabs & Improvements	1, 3	C	486,000	534,600	427,680	STP FLEX
737-92A		NO Core ITS, Phase 1	Orleans		Core ITS	1	C	5,000,000		4,000,000	STP FLEX
742-36-0141, H.007276		CCCD Ferry Traveler Message Signing	Orleans	CCCD	ITS Project	1, 2	ENG	205,000	205,000	205,000	STP FLEX
845-03-0020***, H.008298	LA 52	LA 52 (US 90 - LA 18)	St. Charles	DOTD	Cold Plane & Overlay	3	C	1,387,000	1,525,700	1,220,560	STP FLEX
845-07-0033***, H.008304	LA 306	LA 631 - W. End Burchell Canal	St. Charles	DOTD	Drainage Improvements	1, 2, 3	C	200,000	220,000	176,000	STP FLEX

FY 11 (10/1/10 - 9/30/11)

*FY10 is the final year of current TIP. Projects that remain unauthorized by 9/30/10 will carry forward into new TIP (FY11-FY14.)

Page 49

**Estimated Cost includes 10% contingency plus inflation adjustment.

***For informational purposes only; project costs covered by line item in STIP

June 8, 2010

****1=safety; 2=livable communities; 3=state of good repair; 4=economic competitiveness; 5=env. sustainability

~For information only, no federal funds and not in STIP

Transportation Improvement Program

New Orleans Region - Financially Constrained

FY 11 (10/1/10 - 9/30/11)

Project Number	Route	Project Description	Parish	Sponsor	Proposed Improvement	Priority****	Work Phase	Est. Cost**	Contingency	Federal Share	Fund Source
H.001204***	LA 47	LA 47 @ LA 39	St. Bernard	DOTD	Intersection Improvement	1, 2, 4	C	300,000	300,000	240,000	STP FLEX
H.002560***	LA 49	LA 49 - Add Left Turn Lanes and Channelize Crossover	Jefferson	DOTD	Add Left Turn Lanes and Channelize the Crossovers	1, 2	C	902,740	993,014	794,411	STP FLEX
H.00315***	US 61	West Turnaround Roadway under Overpass	Jefferson	DOTD	Improvements/Repave	3, 4	C	194,570	214,027	171,221	STP FLEX
H.009286		New Orleans Motorist Assistance Patrol (MAP)	Region	DOTD	Motorist Assistance Patrol	1	OPS	1,515,000	1,515,000	1,515,000	CMAQ=945K; STI FLEX=570K
Total								22,490,310	19,037,341	19,573,872	

Transportation Improvement Program

New Orleans Region - Financially Constrained

FY 11 (10/1/10 - 9/30/11)

Project Number	Route	Project Description	Parish	Sponsor	Proposed Improvement	Priority****	Work Phase	Est. Cost**	Contingency	Federal Share	Fund Source
000-11-HAZ		Misc. Hazardous Elimination (Dist. 02)	Districtwide	DOTD	Misc. Hazardous Elimination	1	C	150,000	165,000	132,000	STP HAZ
000-11-RR		RR Xing Safety (Dist. 02)	Districtwide	DOTD	RR Xing Safety	1	C	500,000	550,000	440,000	STP HAZ
								650,000	715,000	572,000	

Transportation Improvement Program

New Orleans Region - Financially Constrained

FY 11 (10/1/10 - 9/30/11)

Project Number	Route	Project Description	Parish	Sponsor	Proposed Improvement	Priority****	Work Phase	Est. Cost**	Contingency	Federal Share	Fund Source
		ADA Access Ramps in CBD	Orleans	Orleans	ADA Access Ramp Improvements	1, 2, 4	C	400,000	440,000	352,000	STP>200K
LA 3152		Clearview (Mounes - West Metairie)	Jefferson	Jefferson Parish	Traffic Management	1, 4	C	2,000,000	2,200,000	1,760,000	STP>200K
LA 23		LA 23 (Happy Jack to Port Sulphur)	Plaquemines	Plaquemines Parish	Widen to 4 lanes	1, 4	ENV	238,000	238,000	190,400	STP>200K
LA 406		LA 406/Woodland Hwy. (LA 23 - LA 407)	Plaquemines	Plaquemines Parish	Environmental Assessment, Proposed Widening	1, 4	EA	240,000	264,000	211,200	STP>200K
		LA 52/Paul Maillard Rd. (LA 18 - N. Oak Court)	St. Charles	DOTD, St. Charles	Environmental Assessment for proposed widening	1, 2	EA	250,000		200,000	STP>200K
		Signage	St. Charles		District 02 Signage		C	80,000		64,000	STP>200K
		Westbank Rail Stage 0 Feasibility Study	Plaquemines, Jeffers	RPC	Update to Dec. 2002 Pla. Intermodal Study	1, 2, 4	SDY	200,000		160,000	STP>200K

Transportation Improvement Program

New Orleans Region - Financially Constrained

FY 11 (10/1/10 - 9/30/11)

Project Number	Route	Project Description	Parish	Sponsor	Proposed Improvement	Priority****	Work Phase	Est. Cost**	Contingency	Federal Share	Fund Source
046-04-0041		Plaquemines Parish Ferry	Plaquemines	Plaquemines Parish	New Ferry Engines	1, 2, 3	C	1,856,930	2,327,700	2,249,400	ARRA=1.94M; STP>200K=313.
063-02-0048, H.001413	LA 18	4th St. Ext. to Burmaster in Gretna with Hall Connector	Jefferson	City of Gretna	Construct 2 Lanes	2, 4	C	10,500,000	11,550,000	1,500,000	St. Gen=1.5M; STP>200K=7.2M
430-01-0020, H.002956		Earhart Ramp at Dakin	Jefferson	Jefferson Parish	New Ramp Connector (EB Earhart - Dakin)	2, 4	C	2,375,000	2,612,500		STP>200K
450-13-0049; H.003058	I-10	I-10 at LA 3188/Belle Terre	St. John	St. John Parish	Interchange Lighting	1, 2	C	780,000	858,000	215,000	St. Gen.=350K; STP>200K=215K Local=215K
704-92-0036		E-R Program Support*	Orleans	City of New Orleans	Submerged Roads Support (Filmore and Mirabeau from St. Bernard Avenue to Wisner)	3	C	375,000	412,500	300,000	STP>200K
742-26-0074, H.007209		West Esplanade @ Clearview Pkwy.	Jefferson	Jefferson Parish	Intersection Improvements	1, 3	C	2,875,000	2,875,000	2,300,000	STP>200K

FY 11 (10/1/10 - 9/30/11)

*FY10 is the final year of current TIP. Projects that remain unauthorized by 9/30/10 will carry forward into new TIP (FY11-FY14.)

Page 53

**Estimated Cost includes 10% contingency plus inflation adjustment.

***For informational purposes only; project costs covered by line item in STIP

June 8, 2010

****1=safety; 2=livable communities; 3=state of good repair; 4=economic competitiveness; 5=env. sustainability

~For information only, no federal funds and not in STIP

Transportation Improvement Program

New Orleans Region - Financially Constrained

FY 11 (10/1/10 - 9/30/11)

Project Number	Route	Project Description	Parish	Sponsor	Proposed Improvement	Priority****	Work Phase	Est. Cost**	Contingency	Federal Share	Fund Source
742-26-0078; H.007212		Veterans Blvd. (Salen St. - Virginia St.)	Jefferson	City of Kenner	Overlay	3	C	1,413,300	1,554,630	1,243,700	STP>200K
742-26-0082, H.007216		Madison St. (Americus - Cook)	Jefferson	City of Gretna	Overlay and Rail Crossing Safety	1, 2	C	2,250,000	2,250,000	1,800,000	STP>200K=1.64 Demo=144K; Local=467K
742-26-0087; H.007220		East Jefferson Intersection Improvements	Jefferson	Jefferson Parish	Intersection/Signal Improvements	1, 2	C	819,100	901,010	901,010	STP>200K
742-26-0089; H.007222		Veterans @ Lake, Carrollton, Papworth, Martin Behrman, Oaklawn Dr.	Jefferson	Jefferson Parish	Intersection/Signal Improvements	1, 2	C	765,710	842,281	842,281	STP>200K
742-36-0032		E-R Program Support	Orleans	City of New Orleans	Submerged Roads Support, Magazine St. Sidewalks (US 90B to Nashville)	3		1,530,000	1,683,000	1,224,000	STP>200K
742-36-0120, H.007260		Algiers Signals	Orleans	Orleans Parish	Traffic Signal Upgrades	1, 3	C	3,134,000	3,134,000	3,134,000	STP>200K

FY 11 (10/1/10 - 9/30/11)

*FY10 is the final year of current TIP. Projects that remain unauthorized by 9/30/10 will carry forward into new TIP (FY11-FY14.)

Page 54

**Estimated Cost includes 10% contingency plus inflation adjustment.

***For informational purposes only; project costs covered by line item in STIP

June 8, 2010

****1=safety; 2=livable communities; 3=state of good repair; 4=economic competitiveness; 5=env. sustainability

~For information only, no federal funds and not in STIP

Transportation Improvement Program

New Orleans Region - Financially Constrained

FY 11 (10/1/10 - 9/30/11)

Project Number	Route	Project Description	Parish	Sponsor	Proposed Improvement	Priority****	Work Phase	Est. Cost**	Contingency	Federal Share	Fund Source
742-36-0122, H.007262		Lakefront/Holy Cross Signal Improvements	Orleans	City of New Orleans	Signal Improvement	1, 2	C	3,846,900	4,231,590	4,231,590	STP>200K
742-36-0140, H.007275		St. Charles Av. (Louisiana Ave. - Napoleon Ave.)	Orleans	City of New Orleans	Overlay	3	C	1,700,000	1,870,000	1,496,000	STP>200K
742-38-0006, H.007306		F. Edward Hebert Road Improvements	Plaquemines	Plaquemine s Parish	Overlay/Bike/Ped Improvements	1, 2	C	2,500,000	2,750,000	1,300,000	Local=1.2M; Demo=0.7M; STP>200K=0.6M
826-63-0001	LA 1261	Peters Road Extension, Phase I	Plaquemines	Plaquemine s Parish	New 2-Lane Roadway	2, 4	C	16,500,000	16,500,000	10,264,719	Demo=1.76M; STP>200K=8.5M State Capital Outlay=6.24M
H.005898		Elysian Fields (Robert E. Lee - Lakeshore Dr.)	Orleans	New Orleans	Rehabilitation	1, 2, 3	C	262,500	262,500	210,000	STP>200K
H.007277 (742- 36-0142)		Lake Forest (I-510 - Eastover)	Orleans	City of New Orleans	Minor Widening	2	ENG	75,000	82,500	66,000	STP>200K

FY 11 (10/1/10 - 9/30/11)

*FY10 is the final year of current TIP. Projects that remain unauthorized by 9/30/10 will carry forward into new TIP (FY11-FY14.)

Page 55

**Estimated Cost includes 10% contingency plus inflation adjustment.

***For informational purposes only; project costs covered by line item in STIP

June 8, 2010

****1=safety; 2=livable communities; 3=state of good repair; 4=economic competitiveness; 5=env. sustainability

~For information only, no federal funds and not in STIP

Transportation Improvement Program

New Orleans Region - Financially Constrained

FY 11 (10/1/10 - 9/30/11)

Project Number	Route	Project Description	Parish	Sponsor	Proposed Improvement	Priority****	Work Phase	Est. Cost**	Contingency	Federal Share	Fund Source
H.009115		Beautification and Parish Boundary Signage	St. Charles	DOTD	Beautification and Signage	1, 2, 5	C	83,000	83,000	66,400	STP>200K
								Total	57,049,440	59,922,211	36,281,700
											STP>200K

Transportation Improvement Program

New Orleans Region - Financially Constrained

FY 12 (10/1/11 - 9/30/12)

Project Number	Route	Project Description	Parish	Sponsor	Proposed Improvement	Priority****	Work Phase	Est. Cost**	Contingency	Federal Share	Fund Source	
		Smart Growth: Linking Education and Transportation	Jefferson	RPC, Jefferson	Jefferson Parish Bicycle Master Plan	1, 3, 5	SDY	150,000	275,000	132,000	Demo	
000-12-DEMO		Various Demo Projects	Districtwide	DOTD	Cost change in Eng, ROW and Utilities		E/RO W/U	1,000,000	1,100,000	880,000	Demo	
742-36-0136, H.007272		Howard Ave. Extension	Orleans	City of New Orleans	New Roadway	4	C	3,705,000	4,075,500	2,964,000	Demo	
								Total	Demo	4,855,000	5,450,500	3,976,000

Transportation Improvement Program

New Orleans Region - Financially Constrained

FY 12 (10/1/11 - 9/30/12)

Project Number	Route	Project Description	Parish	Sponsor	Proposed Improvement	Priority****	Work Phase	Est. Cost**	Contingency	Federal Share	Fund Source	
		Off System Bridge Replacement	Districtwide	DOTD	Off System Bridge Program	3	C	100,000	110,000	80,000	FBROFF	
713-26-0104***, H.006136		Metairie Court Bridge	Jefferson	Jefferson	Bridge Replacement	1, 2	C	600,000	660,000	528,000	FBROFF	
713-36-0108***		Wisner Ave. Overpass @ I-610	Orleans	City of New Orleans	Bridge Replacement	1, 3	C	10,000,000		8,000,000	FBROFF, ENH	
								Total	FBROFF	10,700,000	770,000	8,608,000
284-02-0032***, H.002562	LA 46	Bayou La Loutre Bridge	St. Bernard	DOTD	Cleaning and Painting	3	C	1,225,000		980,000	FBRON	
450-90-0246***, H.003182		I-10 Inner Harbor Canal Bidge	Orleans	DOTD	Deck Joint Bearings & Misc. Patching	3	C	730,000	803,000	642,400	FBRON	
								Total	FBRON	1,955,000	803,000	1,622,400

Transportation Improvement Program

New Orleans Region - Financially Constrained

FY 12 (10/1/11 - 9/30/12)

Project Number	Route	Project Description	Parish	Sponsor	Proposed Improvement	Priority****	Work Phase	Est. Cost**	Contingency	Federal Share	Fund Source
450-15-0146***, H.003085		I-10 (St. Charles Parish Line - Williams Blvd.)	Jefferson	DOTD	Asphaltic Overlay	1, 3	C	4,000,000	4,400,000	3,960,000	IM
450-34-0083***, H.003128	I-610	I-10 West - I-10 East	Orleans	DOTD	Interstate signing	1, 3	C	5,850,000		5,791,500	IM
450-34-0095***, H.003134	I-610	I-610 (Canal Blvd.) - St. Bernard Ave.	Orleans	DOTD	PCC Rehab., SHO Resurface, Drain, Fence	1, 3	C	2,000,000		2,000,000	IM
450-34-0098***, H.003136		I-610 (I-10 - Canal Blvd.)	Orleans	DOTD	Asphaltic Overlay	1, 3	C	750,000	825,000	742,500	IM
450-90-0225***, H.003169	I-10	I-10 (CSLM 21.24 - Lake Pontchartrain)	Orleans	DOTD	AC Overlay	1, 3	C	13,700,000	15,070,000	13,563,000	IM
								Total			
									IM		
								26,300,000	20,295,000	26,057,000	

Transportation Improvement Program

New Orleans Region - Financially Constrained

FY 12 (10/1/11 - 9/30/12)

Project Number	Route	Project Description	Parish	Sponsor	Proposed Improvement	Priority****	Work Phase	Est. Cost**	Contingency	Federal Share	Fund Source	
284-30-0029	LA 300	LA 300 (LA 46 - Delacroix)	St. Bernard		Cold Plane & Overlay	3	C	3,120,000			NFA	
845-07-0032***, H.008303	LA 306	LA 306 (Grand Bayou - End of Control Section)	St. Charles	DOTD	Cold Plane & Overlay	3	C	675,000	742,500		NFA	
								Total	NFA	3,795,000	742,500	

Transportation Improvement Program

New Orleans Region - Financially Constrained

FY 12 (10/1/11 - 9/30/12)

Project Number	Route	Project Description	Parish	Sponsor	Proposed Improvement	Priority****	Work Phase	Est. Cost**	Contingency	Federal Share	Fund Source	
000-12-OVLY		NHS Overlays (Dist. 02)	Districtwide	DOTD	NHS Overlays	1, 3	C	1,000,000	1,100,000	880,000	NHS	
007-02-0101***, H.000314	US 61	US 61 (Labarre Rd. - Transcontinental Blvd.)	Jefferson	DOTD	Cold Plane & Overlay	3	C	2,138,000	2,351,800	1,881,440	NHS	
062-03-0025***	LA 23	Drainage Improvements near Myrtle Grove	Plaquemines	DOTD	Drainage Improvements	1, 3	C	3,000,000	3,300,000	2,640,000	NHS	
826-03-0015***, H.008045		LA 3152/Clearview (Bloomfield - Metairie Rd.)	Jefferson	DOTD	Drainage Improvements	1, 2, 3	C	150,000	165,000	132,000	NHS	
H.008914***	US 90B	US 90B (West Bank X-way at Stumpf)	Jefferson	DOTD	Drainage Improvements	1, 2, 3	C	200,000	220,000	176,000	NHS	
H.009286		New Orleans Motorist Assistance Patrol (MAP)	Region	DOTD	Annual Element - Motorist Assistance Patrol	1	OPS	1,200,000	1,200,000	1,200,000	CMAQ=750K; NHS=450K	
								Total	NHS	7,688,000	8,336,800	6,909,440

Transportation Improvement Program

New Orleans Region - Financially Constrained

FY 12 (10/1/11 - 9/30/12)

Project Number	Route	Project Description	Parish	Sponsor	Proposed Improvement	Priority****	Work Phase	Est. Cost**	Contingency	Federal Share	Fund Source
H.009066		LA 49/Williams Blvd. Ped. Improvements	Jefferson	DOTD, Kenner	Signals, Striping, Sidewalks	1, 2, 3	C	170,000	187,000	149,600	SR2S
						Total	SR2S	170,000	187,000	149,600	
000-12-OVLY		STP Overlays (Dist. 02)	Districtwide	DOTD	STP Overlays	3	C	2,000,000	2,200,000	1,760,000	STP
000-12-PM		Preventive Maintenance (Dist. 02)	Districtwide	DOTD	Preventive Maintenance	3	C	100,000	110,000	88,000	STP
						Total	STP	2,100,000	2,310,000	1,848,000	
000-12-ENH		Enhancements (Dist. 02)	Districtwide	DOTD	Enhancements	2	C	200,000	220,000	176,000	STP ENH
						Total	STP ENH	200,000	220,000	176,000	

Transportation Improvement Program

New Orleans Region - Financially Constrained

FY 12 (10/1/11 - 9/30/12)

Project Number	Route	Project Description	Parish	Sponsor	Proposed Improvement	Priority****	Work Phase	Est. Cost**	Contingency	Federal Share	Fund Source	
063-04-0040***, H.001423		LA 18 (Avondale - Jefferson Parish Line)	Jefferson	DOTD	Asphaltic Overlay	1, 3	C	3,000,000	3,300,000	2,640,000	STP FLEX	
429-02-0030***, H.002953	LA 3134	LA 3134 (Intracoastal Canal - LA 45) Marrero	Jefferson	DOTD	HMAC Wearing Course	3	C	3,094,000	3,403,400	2,722,720	STP FLEX	
737-99-C		N.O. Regional ITS (Twin Span)	Orleans		ITS Misc. Improvements		C	8,000,000		6,400,000	STP FLEX	
H.009054***		District 02 Pavement Marking Replacement	Region	DOTD	Plastic Pavement Striping & Raised Pavement Markers	1, 3	C	1,500,000	1,650,000	1,320,000	STP FLEX	
								Total	STP FLEX	15,594,000	8,353,400	13,082,720
000-12-HAZ		Misc. Hazardous Elimination (Dist. 02)	Districtwide	DOTD	Misc. Hazardous Elimination	1	C	150,000	165,000	132,000	STP HAZ	
000-12-RR		RR Xing Safety (Dist. 02)	Districtwide	DOTD	RR Xing Safety	1	C	500,000	550,000	440,000	STP HAZ	
								Total	STP HAZ	650,000	715,000	572,000

Transportation Improvement Program

New Orleans Region - Financially Constrained

FY 12 (10/1/11 - 9/30/12)

Project Number	Route	Project Description	Parish	Sponsor	Proposed Improvement	Priority****	Work Phase	Est. Cost**	Contingency	Federal Share	Fund Source
		ADA Transition Plan Development	Jefferson	RPC, Jefferson	Conditions Inventory and Plan Development	1, 2	SDY	200,000	220,000	176,000	STP>200K
		French Quarter Overlay Program	Orleans	New Orleans	Fed-Aid Roads, Mill and Overlay	1, 2, 3	C	5,385,072	5,923,580	4,738,864	STP>200K
		St. Bernard Parish Street Rehab. Program	S. Bernard	St. Bernard	Fed-Aid Raods Overlay and Panel Replacement	1, 2, 3	C	4,667,613	5,134,374	4,107,500	STP>200K
		Stage 0 Feasibility Study - Leake Ave. Improvements (Oak St. - Broadway Ave.)	Orleans	RPC, Orleans	Bike/Ped; ADA; Landscaping	1, 2, 5	SDY	150,000	165,000	132,000	STP>200K
742-26-0038, H.007177		Ames Blvd. (Barataria Blvd. to Oregon Dr.)	Jefferson	Jefferson Parish	Cont. Turn Lane & Drainage	2, 3	C	9,000,000	9,900,000	7,920,000	STP>200K
742-26-0073, H.007208		Harvey Blvd. (Peters - Manhattan)	Jefferson	Jefferson Parish	New Roadway Extension (4 lanes)	2, 4	C	11,577,000	12,734,700	10,187,760	STP>200K

Transportation Improvement Program

New Orleans Region - Financially Constrained

FY 12 (10/1/11 - 9/30/12)

Project Number	Route	Project Description	Parish	Sponsor	Proposed Improvement	Priority****	Work Phase	Est. Cost**	Contingency	Federal Share	Fund Source
742-36-0118, H.007259		Fleur De Lis, Phase 3	Orleans	City of New Orleans	Reconstruction	2, 3	C	6,100,000	6,710,000	5,368,000	STP>200K
742-36-0126, H.007265		St. Charles Ave. (Louisiana Ave. to Calliope St.)	Orleans	City of New Orleans	Overlay	2, 3	C	3,300,000	3,630,000	2,904,000	STP>200K
742-36-0141, H.007276		CCCD Ferry Traveler Message Signing	Orleans	CCCD	ITS Project	1, 2	C	400,000	440,000	352,000	STP>200K
742-44-0006, H.007331		Packenham / Jackson (LA 46 - LA 39)	St. Bernard	St. Bernard Parish	Reconstruction	1, 2	C	3,000,000	3,300,000	2,640,000	STP>200K
H.007211 (742-26-0077)		Ames Blvd. (Barataria - E. Ames)	Jefferson	Jefferson Parish	Clearing and Grubbing	2	C	566,000	622,600	498,000	STP>200K
Total								44,345,685	48,780,254	39,024,124	

Transportation Improvement Program

New Orleans Region - Financially Constrained

FY 13 (10/1/12 - 9/30/13)

Project Number	Route	Project Description	Parish	Sponsor	Proposed Improvement	Priority****	Work Phase	Est. Cost**	Contingency	Federal Share	Fund Source	
000-13-DEMO		Various Demo Projects	Districtwide	DOTD	Cost change in Eng, ROW and Utilities		E/RO W/U	1,000,000	1,000,000	880,000	Demo	
701-99-0081***, H.005762		Lake Pontchartrain Causeway	Jefferson, St. Tam.	GNOEC	ITS/Capacity Improvement	1	C	4,500,000		3,600,000	Demo	
848-12-0016, H.008322	LA 639	Port of South Louisiana Connector (LA 44 - Airline Hwy.)	St. John		Widen & Overlay	1, 4	C	11,600,000			STP FLEX=M, Demo=2.7M	
848-19-0007, H.000326	LA 3224	LA 3224 (Hemlock St.) at US 61	St. John	St. John Parish	Safety & Cap. Mod.	1	C	365,000	401,500	321,200	Demo	
								Total	Demo	17,465,000	1,401,500	4,801,200
		Off System Bridge Replacement	Districtwide	DOTD	Off System Bridge Program	3	C	100,000	110,000	80,000	FBROFF	
								Total	FBROFF	100,000	110,000	80,000

Transportation Improvement Program

New Orleans Region - Financially Constrained

FY 13 (10/1/12 - 9/30/13)

Project Number	Route	Project Description	Parish	Sponsor	Proposed Improvement	Priority****	Work Phase	Est. Cost**	Contingency	Federal Share	Fund Source	
064-01-0047***, H.001439		LA 1 Bridges near Grand Isle	Jefferson, Lafourche	DOTD	New Bridge	1, 2	C	1,618,000	1,779,800	1,423,840	FBRON	
450-34-0100***, H.003137		I-610 (Deck JT Repair & Bridge Pad Replacement)	Orleans	DOTD	Bridge Preventive Maintenance		C	811,000	892,100	713,680	FBRON	
								Total	FBRON	2,429,000	2,671,900	2,137,520

Transportation Improvement Program

New Orleans Region - Financially Constrained

FY 13 (10/1/12 - 9/30/13)

Project Number	Route	Project Description	Parish	Sponsor	Proposed Improvement	Priority****	Work Phase	Est. Cost**	Contingency	Federal Share	Fund Source	
000-13-OVLY		NHS Overlays (Dist. 02)	Districtwide	DOTD	NHS Overlays	1, 3	C	1,000,000	1,100,000	880,000	NHS	
007-03-0060***, H.000320	US 61	Jefferson Parish LN. - LA 50	St. Charles	DOTD	HMAC Wearing Course	3	C	823,000	905,300	724,240	NHS	
062-02-0128***, H.001391	LA 23	LA 23 (S. of Jesuit Bend - Alliance - SB)	Plaquemines	DOTD	Conc. Pavement Rehab, Cole Plane & Overlay	3	C	5,625,000	6,187,500	4,950,000	NHS	
H.009286		New Orleans Motorist Assistance Patrol (MAP)	Region	DOTD	Annual Element - Motorist Assistance Patrol	1	OPS	1,200,000	1,200,000	1,200,000	CMAQ=750K; NHS=450K	
								Total	NHS	8,648,000	9,392,800	7,754,240
000-13-OVLY		STP Overlays (Dist. 02)	Districtwide	DOTD	STP Overlays	1, 3	C	2,000,000	2,200,000	1,760,000	STP	
000-13-PM		Preventive Maintenance (Dist. 02)	Districtwide	DOTD	Preventive Maintenance	3	C	100,000	110,000	88,000	STP	
								Total	STP	2,100,000	2,310,000	1,848,000

Transportation Improvement Program

New Orleans Region - Financially Constrained

FY 13 (10/1/12 - 9/30/13)

Project Number	Route	Project Description	Parish	Sponsor	Proposed Improvement	Priority****	Work Phase	Est. Cost**	Contingency	Federal Share	Fund Source	
000-13-ENH		Enhancements (Dist. 02)	Districtwide	DOTD	Enhancements	2	C	200,000	220,000	176,000	STP ENH	
								Total	STP ENH	200,000	220,000	176,000
000-13-HAZ		Misc. Hazardous Elimination (Dist. 02)	Districtwide	DOTD	Misc. Hazardous Elimination	1, 3	C	150,000	165,000	132,000	STP HAZ	
000-13-RR		RR Xing Safety (Dist. 02)	Districtwide	DOTD	RR Xing Safety	1	C	500,000	550,000	440,000	STP HAZ	
								Total	STP HAZ	650,000	715,000	572,000

Transportation Improvement Program

New Orleans Region - Financially Constrained

FY 13 (10/1/12 - 9/30/13)

Project Number	Route	Project Description	Parish	Sponsor	Proposed Improvement	Priority****	Work Phase	Est. Cost**	Contingency	Federal Share	Fund Source
007-04-0052, H.000325		US 61 @ US 51 and Old US 51/LA Hwy. 44/Main St.	St. John	St. John Parish	Safety and Capacity Improvements	1, 2	C	982,000	1,080,200	864,160	HSIP=736K; STP>200K=246K
007-04-0054, H.000327		US 61 @ Belle Terre Blvd.	St. John	St. John Parish	Safety & Capacity Improvements	1, 2	C	2,225,000	2,447,500	1,958,000	HSIP=1.67M; STP>200K=555K
736-38-0002, H.006441	LA 23	Lapalco - LA 3017	Plaquemines, Jeff.	Plaq., Jefferson Parishes	Widen to 6 Lanes	1, 2	C	4,545,000	4,999,500	3,636,000	STP>200K
742-26-0080, H.007214		Ames Blvd. (Oregon Drive to Blanche)	Jefferson	Jefferson Parish	Reconstruction and Three Lanes	2, 3	C	7,400,000	8,140,000	6,512,000	STP>200K
742-26-0086, H.007219		Manhattan (Gretna Blvd. - US 90B)	Jefferson	Jefferson Parish	Overlay	3	C	2,300,000	2,530,000	2,024,000	STP>200K
742-36-0137, H.007273		Magazine (Broadway - Calhoun)	Orleans	City of New Orleans	Rehabilitation	2, 3	C	3,500,000	3,850,000	3,080,000	STP>200K

Transportation Improvement Program

New Orleans Region - Financially Constrained

FY 13 (10/1/12 - 9/30/13)

Project Number	Route	Project Description	Parish	Sponsor	Proposed Improvement	Priority****	Work Phase	Est. Cost**	Contingency	Federal Share	Fund Source	
H.007277 (742-36-0142)		Lake Forest (I-510 - Eastover)	Orleans	City of New Orleans	Minor Widening	2	C	370,000	407,000	325,600	STP>200K	
H.009028		Airline Park Blvd. (W. Metairie Ave. - 0.4 Mi. N.)	Jefferson	Jefferson	Panel Replacement and Drainage	1, 2, 3	C	2,430,000	2,673,000	2,138,400	STP>200K	
								Total	STP>200K	23,752,000	26,127,200	20,538,160

Transportation Improvement Program

New Orleans Region - Financially Constrained

FY 14 (10/1/13 - 9/30/14)

Project Number	Route	Project Description	Parish	Sponsor	Proposed Improvement	Priority****	Work Phase	Est. Cost**	Contingency	Federal Share	Fund Source
000-14-DEMO		Various Demo Projects	Districtwide	DOTD	Cost change in Eng, ROW and Utilities		E/RO W/U	1,000,000	1,100,000	880,000	Demo
					Total	Demo		1,000,000	1,100,000	880,000	
		Off System Bridge Replacement	Districtwide	DOTD	Off System Bridge Program	3	C	100,000	110,000	80,000	FBROFF
					Total	FBROFF		100,000	110,000	80,000	
249-90-0037***, H.002262	LA 45	Drain Canal Bridge on LA 45	Jefferson	DOTD	Bridge Replacement	1, 2, 3	C	1,592,000	1,751,200	1,400,960	FBRON
284-30-0023***, H.002567	LA 300	Reggio Canal Bridge	St. Bernard	DOTD	Bridge Replacement	1, 2	C	1,834,000		1,467,200	FBRON
					Total	FBRON		3,426,000	1,751,200	2,868,160	
700-36-0142, 742-36-0104, H.007250		Almonaster Bridge & Approaches	Orleans	Port, DOTD	Bridge Replacement	1, 4	C	62,000,000		49,600,000	STPFLEX=40M; FBRON=20M; Other=22M
					Total	FBR-ON		62,000,000		49,600,000	

FY 14 (10/1/13 - 9/30/14)

*FY10 is the final year of current TIP. Projects that remain unauthorized by 9/30/10 will carry forward into new TIP (FY11-FY14.)

Page 72

**Estimated Cost includes 10% contingency plus inflation adjustment.

***For informational purposes only; project costs covered by line item in STIP

June 8, 2010

****1=safety; 2=livable communities; 3=state of good repair; 4=economic competitiveness; 5=env. sustainability

~For information only, no federal funds and not in STIP

Transportation Improvement Program

New Orleans Region - Financially Constrained

FY 14 (10/1/13 - 9/30/14)

Project Number	Route	Project Description	Parish	Sponsor	Proposed Improvement	Priority****	Work Phase	Est. Cost**	Contingency	Federal Share	Fund Source
450-13-0022	I-10	Bonne Carre Spillway	St. John		Deck Repairs	3	C	540,000		486,000	IM
						Total	IM	540,000		486,000	
826-63-0001	LA 1261, Peters Rd. Ext., Phase LA3017 II, Improvements		Jefferson Plaquemines		Interchange modifications to Peters Rd. & Engineers Rd.	2, 4	C	15,000,000			NFI
						Total	NFI	15,000,000			

Transportation Improvement Program

New Orleans Region - Financially Constrained

FY 14 (10/1/13 - 9/30/14)

Project Number	Route	Project Description	Parish	Sponsor	Proposed Improvement	Priority****	Work Phase	Est. Cost**	Contingency	Federal Share	Fund Source	
000-14-OVLY		NHS Overlays (Dist. 02)	Districtwide	DOTD	NHS Overlays	1, 3	C	1,000,000	1,100,000	880,000	NHS	
006-03-0060	US 90	E. End US 90 & I-10 Int. - Tulane @ N. Broad	Orleans		Cold Plane & Overlay	3	C	1,175,000		940,000	NHS	
826-03-0014***, H.008044		LA 3152/Clearview (W. Metairie - Prince St.)	Jefferson	DOTD	Concrete Pavement & Rehab.	1, 3, 4	C	1,500,000	1,650,000	1,320,000	NHS	
H.009286		New Orleans Motorist Assistance Patrol (MAP)	Region	DOTD	Annual Element - Motorist Assistance Patrol	1	OPS	1,200,000	1,200,000	1,200,000	CMAQ=750K; NHS=450K	
								Total				
										4,875,000	3,950,000	4,340,000
826-44-0027, H.004359	LA 3154	Hickory (Mounes - LA 48)	Jefferson		Relocation and 4-lane	2, 4	C	9,969,000			St. Bonds, Other	
								Total				
										9,969,000		

Transportation Improvement Program

New Orleans Region - Financially Constrained

FY 14 (10/1/13 - 9/30/14)

Project Number	Route	Project Description	Parish	Sponsor	Proposed Improvement	Priority****	Work Phase	Est. Cost**	Contingency	Federal Share	Fund Source	
826-44-0032***, H.008065	LA 3154	Hickory/Dock St. Roundabout	Jefferson	DOTD	Roundabout Installation	2	C	100,000	110,000		St. Cash	
								Total	St. Cash	100,000	110,000	
000-14-OVLY		STP Overlays (Dist. 02)	Districtwide	DOTD	STP Overlays	1, 3	C	2,000,000	2,200,000	1,760,000	STP	
000-14-PM		Preventive Maintenance (Dist. 02)	Districtwide	DOTD	Preventive Maintenance	3	C	100,000	110,000	88,000	STP	
								Total	STP	2,100,000	2,310,000	1,848,000
000-14-ENH		Enhancements (Dist. 02)	Districtwide	DOTD	Enhancements	2	C	200,000	220,000	176,000	STP ENH	
								Total	STP ENH	200,000	220,000	176,000

Transportation Improvement Program

New Orleans Region - Financially Constrained

FY 14 (10/1/13 - 9/30/14)

Project Number	Route	Project Description	Parish	Sponsor	Proposed Improvement	Priority****	Work Phase	Est. Cost**	Contingency	Federal Share	Fund Source	
046-32-0039***, H.001205	LA 39	LA 39 (LA 47 - Lake Borne Canal Br.)	St. Bernard	DOTD	Concrete Pavement and Rehab.	1, 3	C	1,000,000	1,100,000	880,000	STP FLEX	
249-01-0056***, H.002258	LA 45	LA 45 (Flood Gate - LA 560-4)	Jefferson	DOTD	Cold Plane & Overlay	3	C	1,551,000	1,706,100	1,364,880	STP FLEX	
742-26-0025***		Jefferson Signals (Avondale - Barataria)	Jefferson	DOTD	Traffic Signals	1, 3	C	500,000	550,000	440,000	STP FLEX	
								Total	STP FLEX	3,051,000	3,356,100	2,684,880
000-14-HAZ		Misc. Hazardous Elimination (Dist. 02)	Districtwide	DOTD	Misc. Hazardous Elimination	1, 3	C	150,000	165,000	132,000	STP HAZ	
000-14-RR		RR Xing Safety (Dist. 02)	Districtwide	DOTD	RR Xing Safety	1	C	500,000	550,000	440,000	STP HAZ	
								Total	STP HAZ	650,000	715,000	572,000

Transportation Improvement Program

New Orleans Region - Financially Constrained

FY 14 (10/1/13 - 9/30/14)

Project Number	Route	Project Description	Parish	Sponsor	Proposed Improvement	Priority****	Work Phase	Est. Cost**	Contingency	Federal Share	Fund Source
		Canal St. (Orpheum - Oaklawn)	Jefferson		Overlay	2, 3	C	3,000,000		2,400,000	STP>200K
742-26-0079, H.007213		Veterans Blvd. (Loyola Dr. to Canal No. 17)	Jefferson (Kenner)	City of Kenner	Overlay	3, 4	C	814,000		651,200	STP>200K
742-26-0090, H.007223		Harvey Blvd. (Wall - Manhattan)	Jefferson	Jefferson Parish	Widen to 4 Lanes	2, 4	C	7,100,000	7,810,000	6,248,000	STP>200K
742-36-0130, H.007268		Lake Forest @ Bullard	Orleans	City of New Orleans	New Signal	1	C	150,000	165,000	132,000	STP>200K
742-36-0135, H.007271		Canal Blvd. (R.E. Lee - Amethyst)	Orleans	City of New Orleans	Reconstruction	2, 3	C	3,000,000	3,300,000	2,640,000	STP>200K
742-36-0139, H.007274		Magazine St. (Calhoun - Nashville)	Orleans	City of New Orleans	Rehabilitation	2, 3	C	3,000,000	3,300,000	2,640,000	STP>200K

Transportation Improvement Program

New Orleans Region - Financially Constrained

FY 14 (10/1/13 - 9/30/14)

Project Number	Route	Project Description	Parish	Sponsor	Proposed Improvement	Priority****	Work Phase	Est. Cost**	Contingency	Federal Share	Fund Source			
836-14-0002, H.008220	LA 406	LA 406 / Woodland Hwy.	Plaquemines	Plaquemines Parish	Widening / Intersection Improvements	1, 2	C	1,500,000	1,650,000	1,320,000	STP>200K			
								Total		STP>200K		18,564,000	16,225,000	16,031,200
000-00-TOLL~		Toll Funded Projects	Jefferson	CCCD	On-going Projects	1, 2	C	1,000,000	1,100,000		Tolls			
								Total		Tolls		1,000,000	1,100,000	
430-01-0016; H.002955		Earhart Expressway	Jefferson	Jefferson Parish	Access Improvements	4	C	4,000,000	4,500,000		STP>200K			
								Total		STP>200K		4,000,000	4,500,000	

FY 15 (10/1/14 - 9/30/15)

*FY10 is the final year of current TIP. Projects that remain unauthorized by 9/30/10 will carry forward into new TIP (FY11-FY14.)

Page 78

**Estimated Cost includes 10% contingency plus inflation adjustment.

***For informational purposes only; project costs covered by line item in STIP

June 8, 2010

****1=safety; 2=livable communities; 3=state of good repair; 4=economic competitiveness; 5=env. sustainability

~For information only, no federal funds and not in STIP

FY - 10
 Transportation Improvement Program
 New Orleans Urbanized Area

Project	Parish	Total Cost	Section 5307	Section 5309 Discretionary	Section 5309 Small Start & Competitive	Section 5309 (Rail Mod.)	Section 5310	Section 5311	Section 5316	Section 5317	TIGER/ARRA	Total Federal	Local Match*	Comments
Initiative (Regional COA) (FY 09)	RPC	382.7	382.7									382.7	0.0	Carryover FY 09/ Planning and OPS Initiative
Initiative (Travel Survey) (FY 10)	RPC	201.5	201.5									201.5	0.0	FY 10 Planning and OPS Initiative
Access Improvements - Riverfront Line (TE)	RPC	100.0	100.0									100.0	0.0	Assoc. w/PONO Grant - IM Riverfront Center - LA 40-0020-00, Carryover FY 09
Intermodal Riverfront Center (Port of NO, FY 09 Earmark)	RPC	112.8		112.8								112.8	0.0	LA-E2009-BUSP-399, #55, PONO to RPC, Total \$416K
Regional JARC (FY 10)	Region	9.3							9.3			9.3	0.0	FY 10 Carryover
Regional New Freedom (FY 10)	Region	330.7								330.7		330.7	0.0	FY 10 Carryover
Repair Veh. Bridge at Chalmette & Lower Coast Landings**	DOTD	2,765.0									2,765.0	2,765.0	0.0	FY 09 ARRA \$2.765M in ARRA Funding, Modified
Replace "Z" Drives for Ferry Vessel (FY 09)	DOTD	610.0	610.0									610.0	0.0	Reallocation of Carryover FY 09 Sec. 5307
Replace "Z" Drives for Ferry Vessel (FY 10)	DOTD	901.9	901.9									901.9	0.0	FY 10 Sec. 5307
TOTAL		5,413.9	1,103.4	112.8	0.0	0.0	0.0	0.0	9.3	330.7	2,765.0	5,413.9	0.0	
Operating Assistance	Jefferson	2,000.0	2,000.0									2,000.0	0.0	Operating Eligibility and Match Waiver per Sec. 7025 of PL 109-234
Preventive Maintenance Fixed Route Fareboxes (14)	Jefferson	1,812.0	1,785.3	26.7								1,812.0	0.0	Match Waiver per Sec. 7025, \$26.7K per carryover FY09 LPTA/ DOTD Earmark
Bus Shelter and ADA Bus Stop Improv./Amenities	Jefferson	45.0	45.0									45.0	0.0	Match Waiver per Sec. 7025 of PL 109-234
Support Vehicle	Jefferson	20.0	20.0									20.0	0.0	Transit Enhancement
Shop Equipment	Jefferson	45.0	45.0									45.0	0.0	
Bus Wash System	Jefferson	100.0	100.0									100.0	0.0	
Portable Hand-held Radio & Support Equipment	Jefferson	7.0	7.0									7.0	0.0	

FY - 10
 Transportation Improvement Program
 New Orleans Urbanized Area

Project	Parish	Total Cost	Section 5307	Section 5309 Discretionary	Section 5309 Small Start & Competitive	Section 5309 (Rail Mod.)	Section 5310	Section 5311	Section 5316	Section 5317	TIGER/ARRA	Total Federal	Local Match*	Comments
Office Equipment	Jefferson	20.0	20.0									20.0	0.0	
Computer Equipment	Jefferson	30.0	30.0									30.0	0.0	
Planning	Jefferson	275.0	275.0									275.0	0.0	
Security Equipment	Jefferson	48.0	48.0									48.0	0.0	
JARC Service Expansion	Jefferson	639.2							639.2			639.2	0.0	Per Grant Award July 2010
New Freedom Clearview Extension	Jefferson	406.4								406.4		406.4	0.0	Per Grant Award July 2010
E&H Van Procurement (Magnolia School)	Jefferson	80.0					80.0					80.0	0.0	Pending Grant Award by LaDOTD
12 Fixed Route Replacement Buses	Jefferson	5,366.9			4,293.5							4,293.5	1,073.4	Pending Grant Award - Bus Livability Program, JP will order vehicles for delivery in 2011 and 2012, local match may be required if provisions of Sec. 7025 nonapplicable
12 Fixed Route Replacement Buses	Jefferson	5,366.9			4,293.5							4,293.5	1,073.4	Pending Grant Award - Sec 5309 State of Good Repair Grant (SGR), JP will order vehicles for delivery in 2011 and 2012, local match may be required if provisions of Sec. 7025 nonapplicable
Fixed Route vehicle replacement	Jefferson	1,431.3			1,188.0								243.3	FTA FY2010 State of Good Repair
TOTAL JEFFERSON		17,935.7	4,618.3	26.7	9,775.0	0.0	80.0	0.0	639.2	406.4	0.0	14,357.6	2,390.1	
NOUPT Intermodal Facilities (FY 09 Earmark)	Orleans	225.7		225.7								225.7	0.0	LA-E2009-BUSP-400, #67, Local Match Waived per Sec. 7025 of PL 109-234
NORPC Bus and Bus Facilities (FY 09 Earmark)	Orleans (RTA)	112.8		112.8								112.8	0.0	LA-E2009-BUSP-401 SAFETEA-LU #243, Xferred to RTA from RPC
Downtown Circulator: NOUPT/ Loyola Streetcar Extension	Orleans (RTA)	49,358.5									45,000.0	45,000.0	4358.5	TIGER Grant Secured, Match Waived-Downtown Circulator Program. Local funds added to cover projected shortfall of federal funds.
Downtown Circulator: Rampart/Convention Center	Orleans (RTA)	167,127.6			75,627.60							75,627.6	91,500.0	\$25M Pending Urban Circulator Grant Award, Per TIP Amendment of 1/12/2010

FY - 10
 Transportation Improvement Program
 New Orleans Urbanized Area

Project	Parish	Total Cost	Section 5307	Section 5309 Discretionary	Section 5309 Small Start & Competitive	Section 5309 (Rail Mod.)	Section 5310	Section 5311	Section 5316	Section 5317	TIGER/ARRA	Total Federal	Local Match*	Comments
5 Articulated Buses/ Bus Terminals	Orleans (RTA)	17,232.0			17,232.0							17,232.0	0.0	Local Match includes Private Sector Partnerships \$17.2M Pending Bus Livability Grant Award
Procure 15 Articulated Buses/ Repair Napoleon Facility	Orleans (RTA)	18,000.0			18,000.0							18,000.0	0.0	\$18.0M Pending Award of Sec. 5309 State of Good Repair (SGR) grant
Preventive Maintenance - Rail (RTA)	Orleans (RTA)	2,077.6				2,077.6						2,077.6	0.0	
St. Charles Cross-tie Completion (RTA)	Orleans (RTA)	758.9				758.9						758.9	0.0	Modified per FR Notice of 5/13/2010
Wheel Replacement (152)	Orleans (RTA)	580.0				580.0						580.0	0.0	
Slack Adjusters (24)	Orleans (RTA)	20.0				20.0						20.0	0.0	
Operating Assistance (RTA)	Orleans (RTA)	10,000.0	10,000.0									10,000.0	0.0	Operating Eligibility and Match Waiver per Sec. 7025 of PL 109-234
Preventive Maintenance - Bus (RTA)	Orleans (RTA)	803.1	705.5	97.6								803.1	0.0	\$97.6K per Carryover FY 09 LPTA/DOTD Earmark
Security Enhancements	Orleans (RTA)	100.0	100.0									100.0	0.0	
Marketing Study	Orleans (RTA)	100.0	100.0									100.0	0.0	
Art in Transit (Transit Enhancement)	Orleans (RTA)	100.0	100.0									100.0	0.0	
City Park/Canal Street Transfer ADA Improvements	Orleans (RTA)	100.0	100.0									100.0	0.0	Carryover FY09 5307
City of Kenner Transit & Pedestrian Plan	Orleans (RTA)	80.0	80.0									80.0	0.0	
City of Kenner- Williams Blvd. Ped Safety Improvements	Orleans (RTA)	95.0	95.0									95.0	0.0	Improve Ped Access to Transit Stops, Williams & Vets; I-10 @ Williams
Kenner Loop Service	Orleans (RTA)	412.0							412.0			412.0	0.0	Per Grant Award January 2010
JARC Service Expansion and TMA	Orleans (RTA)	2,172.0							1,142.0			1,142.0	1029.0	Per Grant Award July 2010
New Freedom Paratransit Service	Orleans (RTA)	300.0								300.0			0.0	Per Grant Award July 2010
TOTAL ORLEANS		172,566.7	11,280.5	436.1	110,859.6	3,436.5	0.0	0.0	1,554.0	300.0	45,000.0	172,566.7	96,887.5	

FY - 10
 Transportation Improvement Program
 New Orleans Urbanized Area

Project	Parish	Total Cost	Section 5307	Section 5309 Discretionary	Section 5309 Small Start & Competitive	Section 5309 (Rail Mod.)	Section 5310	Section 5311	Section 5316	Section 5317	TIGER/ARRA	Total Federal	Local Match*	Comments
Operating Assistance	St. Bernard	350.0	350.0									350.0	0.0	Operating Assistance & Match Waived per Sec. 7025 of PL 109-234
Preventive Maintenance	St. Bernard	48.1	48.1									48.1	0.0	Match Waived per Sec. 7025 of PL 109-234
TOTAL ST. BERNARD		398.1	398.1	0.0		0.0	0.0	0.0	0.0	0.0	0.0	398.1	0.0	
Belle Chasse Ferry Preventive Maintenance (FY 10)	Plaq	334.6	334.6									334.6	0.0	FY 10 Allocation
Rural Transit (FY 10)	Plaq	192.8						192.8				192.8	0.0	Rural Transit, 100% per Section 7025
TOTAL PLAQUEMINES		527.4	334.6	0.0		0.0	0.0	192.8	0.0	0.0	0.0	527.4	0.0	
River Parish Transit- Operating Assistance (FY 10)	STC/STJ	100.0	100.0									100.0	0.0	Operating Eligibility and Match Waiver per Sec. 7025 of PL 109-234
River Parish Transit- Preventive Maintenance (FY 10)	STC/STJ	244.6	244.6									244.6	0.0	Match Waiver per Sec. 7025 of PL 109-234
River Parish Transit - Increase Hours of Curb to Curb Services	STC/STJ	118.5							118.5			118.5	0.0	Per Grant Award January 2010
River Parish Transit - New ADA Demand Response Service	STC/STJ	30.6								30.6		30.6	0.0	Per Grant Award January 2010
River Parish Transit- Rural Operating (FY 10)	STC/STJ	693.2						693.2				693.2	0.0	Per RPTA Application to LaDOTD
JARC Demand Response Service	STC/STJ	107.6							107.6			1,076.0	0.0	Per Grant Award July 2010
New Freedom Paratransit	STC/STJ	26.7								26.7		26.7	0.0	Per Grant Award July 2010
TOTAL ST. CHARLES/ ST. JOHN	STC/STJ	1,321.2	344.6	0.0		0.0	0.0	693.2	118.5	30.6	0.0	1,186.9	0.0	
REGIONAL TOTAL FOR FY 2010		198,163.0	18,079.5	575.6		3,436.5	80.0	886.0	2,321.0	1,067.7	47,765.0	194,450.6	99,277.6	

*Local Match waived per Sec. 7025 of PL 109-234

** Modified scope pending FTA concurrence

*FY 11 - Transportation Improvement Program - Transit Element
New Orleans Urbanized Area*

Project	Parish	Total Cost	Section 5307*	Section 5309 Discretionary	Section 5309 Small Start & Competitive	Section 5309 (Rail Mod.)*	Section 5310	Section 5311	Section 5316*	Section 5317*	TIGER/ARRA	Total Federal	Local Match**	Comments
Planning & Ops. Initiative (Bus Priority ITS-Sys.Eng.) (FY10)	RPC	101.5	101.5									101.5	0.0	Bus Priority corridors - APTS
Planning & Ops. Initiative (ADA Access Ramps) (FY09)	RPC	10.5	10.5									10.5	0.0	Associated with LA-90-X349
(FY09)	RPC	190.0	190.0									190.0	0.0	
TOTAL RPC		302.0	302.0									302.0		
Regional JARC (FY 11)	Region	602.9							602.9			602.9	0.0	FY 11 Allocation
Regional New Freedom (FY 11)	Region	425.1								425.1		425.1	0.0	FY 11 Allocation
E&H Van Procurement - PACE	Region	37.0					37.0					37.0	0.0	LaDOTD 5310 Award, match waived per Sec. 7025
E&H Van Procurement - Crossroads LA	Region	27.7					27.7					27.7	0.0	LaDOTD 5310 Award, match waived per Sec. 7025
Repair Vehicle Bridge at Chalmette and Lower Coast Landings	Region	2,765.0									2,765.0	2,765.0	0.0	FY 09 ARRA
Preventive Maintenance (FY 09)	DOTD	900.0	900.0									900.0	0.0	Reallocation of Carryover FY09 Sec. 5307 to Prev. Maint.
Repower & Repropulsion for Ferry Vessels (FY10)	DOTD	901.9	901.9									901.9	0.0	FY10 Sec. 5307
Repower & Repropulsion for Ferry Vessels (FY11)	DOTD	936.4	936.4									936.4	0.0	FY11 Sec. 5307
TOTAL DOTD/Region (FY11)		2,029.1	936.4	0.0	0.0	0.0	64.7	0.0	602.9	425.1	0.0	2,029.1	0.0	
TOTAL DOTD/Region (ALL FY)		6,898.0	3,040.3	0.0	0.0	0.0	64.7	0.0	602.9	425.1	2,765.0	6,898.0	0.0	
Shop Equipment	Jefferson	30.0	30.0									30.0	0.0	Match Waiver per Sec. 7025 of PL 109-234
Fixed Route Fareboxes	Jefferson	80.0	80.0									80.0	0.0	
Office Equipment	Jefferson	6.0	6.0									6.0	0.0	
Computer Equipment	Jefferson	65.0	65.0									65.0	0.0	
Bus Shelter and ADA Bus Stop Improv./Amenities	Jefferson	49.9	49.9									49.9	0.0	Transit Enhancement

*FY 11 - Transportation Improvement Program - Transit Element
New Orleans Urbanized Area*

Project	Parish	Total Cost	Section 5307*	Section 5309 Discretionary	Section 5309 Small Start & Competitive	Section 5309 (Rail Mod.)*	Section 5310	Section 5311	Section 5316*	Section 5317*	TIGER/ARRA	Total Federal	Local Match**	Comments
Operating Assistance (FY11)	Jefferson	2,000.0	2,000.0									2,000.0	0.0	Operating Eligibility and Match Waiver per Sec. 7025 of PL 109-234
Preventive Maintenance (FY11)	Jefferson	1,820.0	1,820.0									1,820.0	0.0	Match Waiver per Sec. 7025, \$26.7K per carryover FY09
Planning	Jefferson	335.0	335.0									335.0	0.0	LPTA/DOTD Earmark
Security Equipment	Jefferson	49.9	49.9									49.9	0.0	
Fixed Route Replacement Vehicles	Jefferson	1,579.0			1,310.8							1,310.8	268.5	Pending award of FY 2011 Stage of Good Repair
Fixed Route Replacement Vehicles*** (FY11)	Jefferson	418.7	307.8	26.7								334.5	84.2	\$26.7 in Sec. 5309 from E2009-BUSP-397 (LPTA)
Fixed Route Replacement Vehicles (FY09)	Jefferson	199.5	199.5									199.5	0.0	From Unobligated FY09 Regional Funds to be combined with FY11 Funds
Support Vehicle	Jefferson	20.0	20.0									20.0	0.0	
Replace Paratransit Vehicles (3)	Jefferson	170.4	170.4									170.4	0.0	
Capital Project Management, 3rd Party	Jefferson	55.0	55.0									55.0	0.0	
E&H Van Procurement - Magnolia School	Jefferson	53.2					53.2					53.2	0.0	LaDOTD 5310 Award, match waived per Sec. 7025
Westbank Sunday Service	Jefferson	153.1							153.1			153.1	0.0	FY 11 JARC award, Match waived per Sec. 7025
E&H Van Procurement - Town of Grand Isle	Jefferson	29.8					29.8					29.8	0.0	LaDOTD 5310 Award, match waived per Sec. 7025
TOTAL JEFFERSON (FY11)		6,915.0	4,989.0	26.7	1,310.0	0.0	83.0	0.0	153.1	0.0	0.0	6,562.6	352.7	
TOTAL JEFFERSON (ALL FY)		7,114.5	5,188.5	26.7	1,310.8	0.0	83.0	0.0	153.1	0.0	0.0	6,762.1	352.7	
Preventive Maintenance - Rail (RTA)	Orleans (RTA)	1,625.0				1,300.0						1,300.0	325.0	
St. Charles Cross-tie Completion (RTA)	Orleans (RTA)	2,696.6				2,157.3						2,157.3	539.3	Modified per FR Notice of 5/13/2010
Preventive Maintenance - Bus (RTA)	Orleans (RTA)	12,926.8	10,341.5									10,341.5	2,585.4	\$97.6K per Carryover FY09 LPTA/DOTD Earmark

*FY 11 - Transportation Improvement Program - Transit Element
New Orleans Urbanized Area*

Project	Parish	Total Cost	Section 5307*	Section 5309 Discretionary	Section 5309 Small Start & Competitive	Section 5309 (Rail Mod.)*	Section 5310	Section 5311	Section 5316*	Section 5317*	TIGER/ARRA	Total Federal	Local Match**	Comments
State of Good Repair Grant, Carrollton and Napoleon Facilities Renovation	Orleans (RTA)	9,333.0		7,466.4								7,466.4	1,866.6	FY10 Competitive Grant Award, Obligated for FY11 Marketing/Data Collection/NTD Compliance Review Improve Ped Access to Transit Stops, Williams & Vets; I-10 @ Williams Section 5326 Competitive Grant Award Reallocated FY10 Sec. 5307 funds from RPC to RTA, match by CNO FY11 JARC Award
Planning	Orleans (RTA)	400.0	320.0									320.0	80.0	
Security Training	Orleans (RTA)	100.0	80.0									80.0	20.0	
City of Kenner: Ped Access to Transit - W. Espla. At Duncan Canal	Orleans (RTA)	250.0	200.0									200.0	50.0	
Innovated Workforce Dev. - RTA Streetcar Program	Orleans (RTA)	400.0	400.0									400.0	0.0	
ADA Access Improvements, Cemeteries Terminal (FY09)	Orleans (RTA/CNO)	125.0	100.0									100.0	25.0	
Kenner Operating Service	Kenner	400.0							400.0			400.0	0.0	
TOTAL ORLEANS (FY11)		28,131.4	11,341.5	7,466.4	0.0	3,457.3	0.0	0.0	400.0	0.0	0.0	22,665.2	5,466.3	
TOTAL ORLEANS (ALL FY)		28,256.4	11,441.5	7,466.4	0.0	3,457.3	0.0	0.0	400.0	0.0	0.0	22,765.2	5,491.3	
Operating Assistance	St. Bernard	325.0	325.0									325.0	0.0	Operating Assist. & Match Waived per Sec. 7025 of PL 109-234 Match Waived per Sec. 7025 of PL 109-234
Support Vehicle	St. Bernard	25.0	25.0									25.0	0.0	
Preventive Maintenance	St. Bernard	44.3	44.3									44.3	0.0	
TOTAL ST. BERNARD (FY11)		394.3	394.3	0.0		0.0	0.0	0.0	0.0	0.0	0.0	394.3	0.0	
Belle Chasse Ferry Preventive Maintenance (FY10)	Plaq	334.6	334.6									334.6	0.0	FY 11 Allocation

*FY 11 - Transportation Improvement Program - Transit Element
New Orleans Urbanized Area*

Project	Parish	Total Cost	Section 5307*	Section 5309 Discretionary	Section 5309 Small Start & Competitive	Section 5309 (Rail Mod.)*	Section 5310	Section 5311	Section 5316*	Section 5317*	TIGER/ARRA	Total Federal	Local Match**	Comments
Belle Chasse Ferry Preventive Maintenance (FY11)	Plaq	345.0	345.0									345.0	0.0	FY 10 Allocation Rural Transit, 100% per Section 7025
Rural Transit (FY11)	Plaq	379.4						189.7				189.7	189.7	
TOTAL PLAQUEMINES (FY11)		724.4	345.0	0.0	0.0	0.0	0.0	189.7	0.0	0.0	0.0	534.7	189.7	
TOTAL PLAQUEMINES		1,059.0	679.6	0.0	0.0	0.0	0.0	189.7	0.0	0.0	0.0	869.3	189.7	
River Parish Transit - Operating Assistance (FY11)	STC/STJ	100.0	100.0									100.0	0.0	Operating eligibility and Match Waiver per Sec. 7025 of PL 109-234
River Parish Transit - New Vehible (FY11)	STC/STJ	60.0	60.0									60.0	0.0	Match Waiver per Sec. 7025 of PL 109-234
River Parish Transit- Preventive Maintenance (FY11)	STC/STJ	185.0	185.0									185.0	0.0	Match Waiver per Sec. 7025 of PL 109-234
River Parish JARC - NOUZA (FY10)	STC/STJ	107.6							107.6			107.6	0.0	FY10 funds Obligated in FY11
River Parish New Freedom - NOUZA (FY10)	STC/STJ	26.7								26.7		26.7	0.0	FY10 funds Obligated in FY11
River Parish - New Freedom - Rural (FY 10)	STC/STJ	37.0								37.0		37.0	0.0	Rural New Freedom, as allocated by LaDOTD
River Parish JARC - Rural (FY10)	STC/STJ	351.5							351.5			351.5	0.0	Rural JARC, as allocated by LaDOTD
River Parish Transit- Rural Operating (FY10)	STC/STJ	610.6						305.3				305.3	305.3	Per RPTA Application to LaDOTD
River Parish Transit - Rural JARC (FY09)	STC/STJ	75.0					75.0					75.0	0.0	FY09 money awarded by LaDOTD, Match waived epr Sec. 7025
River Parish Transit - Rural New Freedom (FY09)	STC/STJ	19.0						19.0				19.0	0.0	LaDOTD Match waived per Sec. 7025
TOTAL ST. CHARLES/ ST. JOHN		1,572.4	345.0	0.0	0.0	0.0	75.0	324.3	459.1	63.7	0.0	1,267.1	305.3	
REGIONAL TOTAL FOR FY 2011		39,766.6	18,351.2	7,493.1	1,310.0	3,457.3	222.7	514.0	1,615.1	488.8	0.0	33,453.0	6,314.0	
REGIONAL TOTAL BY CATEGORY		45,294.6	21,089.2	7,493.1	0.0	3,457.3	222.7	514.0	1,615.1	488.8	2,765.0	38,956.0	6,339.0	

*FY 12 - Transportation Improvement Program - Transit Element
New Orleans Urbanized Area*

Project	Parish	Total Cost	Section 5307*	Section 5309 (Rail Mod.)	Section 5309 (Discre.)	Section 5310	Section 5311	Section 5316	Section 5317	Total Federal	Local Match**	Comments
Paratransit Vehicles (Various Grantees)	Region	250.0				200.0				200.0	50.0	Pending Award by DOTD
Regional JARC (FY 11)	Region	1,156.3						925.0		925.0	231.3	Estimated FY 12 Allocation
Regional New Freedom (FY 11)	Region	487.5							390.0	390.0	97.5	Estimated FY 12 Allocation
Preventive Maintenance (FY 10)	DOTD	878.1	702.5							702.5	175.6	Estimated Allocation
TOTAL		2,771.9	702.5	0.0		200.0	0.0	925.0	390.0	2,217.5	554.4	
Shop Equipment	Jefferson	125.0	100.0							100.0	25.0	
Radios, Portable/Hand Held Radios and Support Equip.	Jefferson	25.0	20.0							20.0	5.0	
Office Equipment	Jefferson	31.3	25.0							25.0	6.3	
Computer Equipment	Jefferson	125.0	100.0							100.0	25.0	
Bus Shelter and ADA Bus Stop Improv./Amenities	Jefferson	156.3	125.0							125.0	31.3	Transit Enhancement
Paratransit Replacement Vehicles (4)	Jefferson	311.3	249.0							249.0	62.3	
Preventive Maintenance	Jefferson	3,000.0	2,400.0							2,400.0	600.0	Match will be in-kind
Planning	Jefferson	325.0	260.0							260.0	65.0	
Security Equipment	Jefferson	62.5	50.0							50.0	12.5	
TOTAL JEFFERSON		4,161.3	3,329.0	0.0		0.0	0.0	0.0	0.0	3,329.0	832.3	
Preventive Maintenance - Rail (RTA)	Orleans (RTA)	2,597.0		2,077.6						2,077.6	519.4	Estimate based on FY 10 Amounts
Cross-tie Replacement (RTA)	Orleans (RTA)	3,625.0		2,900.0						2,900.0	725.0	Estimate based on FY 10 Amounts
Streetcar Part Replacement	Orleans (RTA)	750.0		600.0						600.0	150.0	Estimate based on FY 10 Amounts
Preventive Maintenance - Bus (RTA)	Orleans (RTA)	9,637.5	7,710.0							7,710.0	1,927.5	
Security Enhancements	Orleans (RTA)	125.0	100.0							100.0	25.0	
Transit Enhancements	Orleans (RTA)	500.0	400.0							400.0	100.0	
Art in Transit	Orleans (RTA)	125.0	100.0							100.0	25.0	

*FY 12 - Transportation Improvement Program - Transit Element
New Orleans Urbanized Area*

Project	Parish	Total Cost	Section 5307*	Section 5309 (Rail Mod.)	Section 5309 (Discre.)	Section 5310	Section 5311	Section 5316	Section 5317	Total Federal	Local Match**	Comments
City of Kenner Transit Initiative	Orleans (RTA)	250.0	200.0							200.0	50.0	
TOTAL ORLEANS		17,609.5	8,510.0	5,577.6		0.0	0.0	0.0	0.0	14,087.6	3,521.9	
Bus Facility Improvements	St. Bernard	62.5	50.0							50.0	12.5	
Preventive Maintenance	St. Bernard	287.5	230.0							230.0	57.5	
TOTAL ST. BERNARD		350.0	280.0	0.0		0.0	0.0	0.0	0.0	280.0	70.0	
Replacement Ferry at Belle Chasse***	Plaq	11,250.0			9,000.0					9,000.0	2,250.0	Replacement for Belle Chasse, Unfunded Transp. Neet
Belle Chasse Ferry Preventive Maintenance	Plaq	350.0	280.0							280.0	70.0	Pending PCAA Application to LaDOTD
Rural Transit	Plaq	385.6					192.8			192.8	192.8	
TOTAL PLAQUEMINES		11,985.6	280.0	0.0	9,000.0	0.0	192.8	0.0	0.0	9,472.8	2,512.8	
River Parish Transit- Bus Facility Improvements	STC/STJ	62.5	50.0							50.0	12.5	
River Parish Transit- Preventive Maintenance	STC/STJ	287.5	230.0							230.0	57.5	
River Parish Transit- Rural Operating	STC/STJ	693.0					346.5			346.5	346.5	Pending RPTA Application to LaDOTD
TOTAL ST. CHARLES/ ST. JOHN	STC/STJ	1,043.0	280.0	0.0		0.0	346.5	0.0	0.0	626.5	416.5	
REGIONAL TOTAL FOR FY 2012		37,921.2	13,381.5	5,577.6	9,000.0	200.0	539.3	925.0	390.0	30,013.4	7,907.8	

* Assumes reduction in Sec. 5307 funds based on expiration of Natural Disaster Provision of NTD reporting, and resumption of

standard formula distribution

*FY 13 - Transportation Improvement Program - Transit Element
New Orleans Urbanized Area*

Project	Parish	Total Cost	Section 5307	Section 5309 (Rail Mod.)	Section 5309 (Discr/New Starts)	Section 5310	Section 5311	Section 5316	Section 5317	Total Federal	Local Match*	Comments
Paratransit Vehicles (Various Grantees)	Region	250.0				200.0				200.0	50.0	Pending Award by DOTD
Regional JARC (FY 11)	Region	1,156.3						925.0		925.0	231.3	Estimated FY 11 Allocation
Regional New Freedom (FY 11)	Region	487.5							390.0	390.0	97.5	Estimated FY 11 Allocation
New Orleans to Baton Rouge Fixed Guideway	Region	128,000.0			64,000.0					64,000.0	64,000.0	DOTD, local Govt. Compacts/New Start
Preventive Maintenance (FY 10)	DOTD	878.1	702.5							702.5	175.6	Estimated Allocation
TOTAL		130,771.9	702.5	0.0	64,000.0	200.0	0.0	925.0	390.0	66,217.5	64,554.4	
Shop Equipment	Jefferson	125.0	100.0							100.0	25.0	
Radios, Portable/Hand Held Radios and Support Equip.	Jefferson	25.0	20.0							20.0	5.0	
Office Equipment	Jefferson	31.3	25.0							25.0	6.3	
Computer Equipment	Jefferson	125.0	100.0							100.0	25.0	
Bus Shelter and ADA Bus Stop Improv./Amenities	Jefferson	156.3	125.0							125.0	31.3	Transit Enhancement
Paratransit Replacement Vehicles (4)	Jefferson	311.3	249.0							249.0	62.3	
Preventive Maintenance	Jefferson	3,000.0	2,400.0							2,400.0	600.0	Match will be in-kind
Planning	Jefferson	325.0	260.0							260.0	65.0	
Security Equipment	Jefferson	62.5	50.0							50.0	12.5	
TOTAL JEFFERSON		4,161.3	3,329.0	0.0		0.0	0.0	0.0	0.0	3,329.0	832.3	
Preventive Maintenance - Rail (RTA)	Orleans (RTA)	2,597.0		2,077.6						2,077.6	519.4	Estimate based on FY 10 Amounts
Cross-tie Replacement (RTA)	Orleans (RTA)	3,625.0		2,900.0						2,900.0	725.0	Estimate based on FY 10 Amounts
Streetcar Part Replacement	Orleans (RTA)	750.0		600.0						600.0	150.0	Estimate based on FY 10 Amounts
Preventive Maintenance - Bus (RTA)	Orleans (RTA)	9,637.5	7,710.0							7,710.0	1,927.5	

*FY 13 - Transportation Improvement Program - Transit Element
New Orleans Urbanized Area*

Project	Parish	Total Cost	Section 5307	Section 5309 (Rail Mod.)	Section 5309 (Discr/New Starts)	Section 5310	Section 5311	Section 5316	Section 5317	Total Federal	Local Match*	Comments
Security Enhancements	Orleans (RTA)	125.0	100.0							100.0	25.0	
Transit Enhancements	Orleans (RTA)	500.0	400.0							400.0	100.0	
Art in Transit	Orleans (RTA)	125.0	100.0							100.0	25.0	
City of Kenner Transit Initiative	Orleans (RTA)	250.0	200.0							200.0	50.0	
TOTAL ORLEANS		17,609.5	8,510.0	5,577.6		0.0	0.0	0.0	0.0	14,087.6	3,521.9	
Bus Facility Improvements	St. Bernard	62.5	50.0							50.0	12.5	
Preventive Maintenance	St. Bernard	287.5	230.0							230.0	57.5	
TOTAL ST. BERNARD		350.0	280.0	0.0		0.0	0.0	0.0	0.0	280.0	70.0	
Belle Chasse Ferry Preventive Maintenance	Plaq	350.0	280.0							280.0	70.0	
Rural Transit	Plaq	385.6					192.8			192.8	192.8	Rural Transit, 100% per Section 7025
TOTAL PLAQUEMINES		735.6	280.0	0.0		0.0	192.8	0.0	0.0	472.8	262.8	
River Parish Transit- Bus Facility Improvements	STC/STJ	62.5	50.0							50.0	12.5	
River Parish Transit- Preventive Maintenance	STC/STJ	287.5	230.0							230.0	57.5	
River Parish Transit- Rural Operating	STC/STJ	693.0					346.5			346.5	346.5	
TOTAL ST. CHARLES/ ST. JOHN	STC/STJ	1,043.0	280.0	0.0		0.0	346.5	0.0	0.0	626.5	416.5	
REGIONAL TOTAL FOR FY 2013		154,671.2	13,381.5	5,577.6	64,000.0	200.0	539.3	925.0	390.0	85,013.4	69,657.8	

* Assumes reduction in Sec. 5307 funds based on expiration of Natural Disaster Provision of NTD reporting, and resumption of standard formula

** Assumes Expiration of Sec. 7025 and resumption of matching requirements per Sec. 5307

*FY - 14 - Transportation Improvement Program - Transit Element
New Orleans Urbanized Area*

Project	Parish	Total Cost	Section 5307	Section 5309 (Rail Mod.)	Section 5310	Section 5311	Section 5316	Section 5317	Total Federal	Local Match*	Comments
Paratransit Vehicles (Various Grantees)	Region	250.0			200.0				200.0	50.0	Pending Award by DOTD
Regional JARC (FY 11)	Region	1,156.3					925.0		925.0	231.3	Estimated FY 11 Allocation
Regional New Freedom (FY 11)	Region	487.5						390.0	390.0	97.5	Estimated FY 11 Allocation
Preventive Maintenance (FY 10)	DOTD	878.1	702.5						702.5	175.6	Estimated Allocation
TOTAL		2,771.9	702.5	0.0	200.0	0.0	925.0	390.0	2,217.5	554.4	
Shop Equipment	Jefferson	125.0	100.0						100.0	25.0	
Radios, Portable/Hand Held Radios and Support Equip.	Jefferson	25.0	20.0						20.0	5.0	
Office Equipment	Jefferson	31.3	25.0						25.0	6.3	
Computer Equipment	Jefferson	125.0	100.0						100.0	25.0	
Bus Shelter and ADA Bus Stop Improv./Amenities	Jefferson	156.3	125.0						125.0	31.3	Transit Enhancement
Paratransit Replacement Vehicles (4)	Jefferson	311.3	249.0						249.0	62.3	
Preventive Maintenance	Jefferson	3,000.0	2,400.0						2,400.0	600.0	Match will be in-kind
Planning	Jefferson	325.0	260.0						260.0	65.0	
Security Equipment	Jefferson	62.5	50.0						50.0	12.5	
TOTAL JEFFERSON		4,161.3	3,329.0	0.0	0.0	0.0	0.0	0.0	3,329.0	832.3	
Preventive Maintenance - Rail (RTA)	Orleans (RTA)	2,597.0		2,077.6					2,077.6	519.4	Estimate based on FY 10 Amounts
Cross-tie Replacement (RTA)	Orleans (RTA)	3,625.0		2,900.0					2,900.0	725.0	Estimate based on FY 10 Amounts
Streetcar Part Replacement	Orleans (RTA)	750.0		600.0					600.0	150.0	Estimate based on FY 10 Amounts
Preventive Maintenance - Bus (RTA)	Orleans (RTA)	9,637.5	7,710.0						7,710.0	1,927.5	
Security Enhancements	Orleans (RTA)	125.0	100.0						100.0	25.0	
Transit Enhancements	Orleans (RTA)	500.0	400.0						400.0	100.0	
Art in Transit	Orleans (RTA)	125.0	100.0						100.0	25.0	
City of Kenner Transit Initiative	Orleans (RTA)	250.0	200.0						200.0	50.0	Improve Ped Access to Transit Stops, Williams & Vets; I-10 @ Williams

*FY - 14 - Transportation Improvement Program - Transit Element
New Orleans Urbanized Area*

Project	Parish	Total Cost	Section 5307	Section 5309 (Rail Mod.)	Section 5310	Section 5311	Section 5316	Section 5317	Total Federal	Local Match*	Comments
TOTAL ORLEANS		17,609.5	8,510.0	5,577.6	0.0	0.0	0.0	0.0	14,087.6	3,521.9	
Bus Facility Improvements	St. Bernard	62.5	50.0						50.0	12.5	
Preventive Maintenance	St. Bernard	287.5	230.0						230.0	57.5	
TOTAL ST. BERNARD		350.0	280.0	0.0	0.0	0.0	0.0	0.0	280.0	70.0	
Belle Chasse Ferry Preventive Maintenance	Plaq	350.0	280.0						280.0	70.0	FY 10 Allocation Rural Transit, 100% per Section 7025
Rural Transit	Plaq	385.6				192.8			192.8	192.8	
TOTAL PLAQUEMINES		735.6	280.0	0.0	0.0	192.8	0.0	0.0	472.8	262.8	
River Parish Transit- Bus Facility Improvements	STC/STJ	62.5	50.0						50.0	12.5	Operating Eligibility and Match Waiver per Sec. 7025 of PL 109-234 Match Waiver per Sec. 7025 of PL 109-234 Per RPTA Application to LaDOTD
River Parish Transit- Preventive Maintenance	STC/STJ	287.5	230.0						230.0	57.5	
River Parish Transit- Rural Operating	STC/STJ	693.0				346.5			346.5	346.5	
TOTAL ST. CHARLES/ ST. JOHN	STC/STJ	1,043.0	280.0	0.0	0.0	346.5	0.0	0.0	626.5	416.5	
REGIONAL TOTAL FOR FY 2014		26,671.2	13,381.5	5,577.6	200.0	539.3	925.0	390.0	21,013.4	5,657.8	

*Assumes reduction in Sec. 5307 funds based on expiration of Natural Disaster Provision of NTD reporting, and resumption of standard formula distribution

** Assumes Expiration of Sec. 7025 and resumption of matching requirements per Sec. 5307

Requirements per Sec. 5307