

RPC Traffic Counting Program Update
2025-2026 Transportation System Surveillance
RPC Task A-1.26TC; FY-26 UPWP

WE UNDERSTAND TRAFFIC.



National Data & Surveying Services

106 N Poinsettia Pl, Los Angeles, CA 90036
(323)782-0090 | orders@ndsdata.com | www.ndsdata.com



National Data & Surveying Services

Louisiana Office: 5534 Galleria Dr, Ste E, Baton Rouge, LA 70816
T: (504) 513-4555

Corporate Office: 106 N Poinsettia Pl, Los Angeles, CA 90036
T: (323) 782-0090 | F: (323) 375-1666
info@ndsdata.com | www.ndsdata.com

RPC Task A-1.26TC; FY-26 UPW

Regional Planning Commission
300 E Chapman Ave
Orange, CA 92866

August 6, 2025

Subject: RPC Traffic Counting Program Update 2025-2026 Transportation System Surveillance

National Data & Surveying Services, Inc., (NDS) is pleased to submit a response for **RPC Traffic Counting Program Update 2025-2026 Transportation System Surveillance**.

NDS is **the largest traffic, transit, and GIS data collection provider in the nation** with centralized offices located throughout the country and a local office in Baton Rouge, LA. This office currently services the Louisiana Department of Transportation and Development, and private engineering firms throughout the South Central region. In recent years, NDS conducted over 1,200 studies in Louisiana alone. We have a wide breadth of industry experience and expertise to perform a variety of traffic data collection services in support of traffic safety, traffic operations, and transportation projects. NDS regularly performs the service types as outlined in the Scope of Services on an annual basis. No additional training is needed.

The Regional Planning Commission (RPC) is looking for a qualified firm to collect traffic volume and vehicle classification data at 120 locations so that RPC can update its traffic count database. NDS is cognizant of the need for accurate, quality-driven, and timely data collection.

NDS will use a multi-faceted approach to the data collection, tailored to meet contract requirements. We provide active communication; rapid response times; insightful recommendations; safe, thorough, and contract compliant field data collection; and unparalleled quality control and analysis techniques. Being the largest data collector in the U.S. ensures expedited response times for special requests with the capacity to collect large projects in short timeframes to assist in meeting any required turnaround times. Our deliverables conform to meet all contract requirements. All data can be accessed via email, through a securely managed NDS Google Cloud Platform to provide data privacy, uploaded to the MS2 Traffic Count Database System, or via another method as preferred by RPC.

NDS is interested in, willing, and able to perform the services described in the RFP. We have read, understood, and agree to all statements in this solicitation. NDS is financially sound with the funding, equipment and personnel required to successfully complete this contract. I, Abraham Tashman, contact information below, have authority to negotiate for and bind the company. I attest that NDS has the capacity to perform this scope of work throughout the contract period. Please contact me if you need any additional information.

Sincerely,

Abraham (Avi) Tashman, President/CEO
National Data & Surveying Services
avi.tashman@ndsdata.com
106 N Poinsettia Pl, Los Angeles, CA 90036
T: (323) 782-0090 | F: (323) 375-1666

DOTD FORM: 24-102

(Revised December 12, 2024)

PROPOSAL TO PROVIDE CONSULTANT SERVICES

Prime consultant shall complete the DOTD Form 24-102 without altering the Form's text; however, the instruction and/or guidance for Sections 12 through 23 can be removed but do not remove Section title and number.

ANY CONSULTANT FAILING TO SUBMIT ANY OF THE INFORMATION REQUIRED ON THE DOTD FORM 24-102, OR PROVIDING INACCURATE INFORMATION ON THE DOTD FORM 24-102, MAY BE CONSIDERED NON-RESPONSIVE.

1. Contract Name as shown in the advertisement	RPC Traffic Counting Program Update 2025-2026 Transportation System Surveillance
2. Contract Number(s) as shown in the advertisement	RPC Task A-1.26TC: FY-26 UPWP
3. State Project Number(s), if shown in the advertisement	N/A
4. Prime consultant name (name must match <u>exactly</u> as registered with the Louisiana Secretary of State (SOS) where such registration is required by law; including punctuation; <u>include screenshot from SOS at the end of Section 20</u>)	National Data and Surveying Services, Inc.
5. Prime consultant license number (as registered with the Louisiana Professional Engineering and Land Surveying Board (LAPELS) if registration is required under Louisiana law)	N/A
6. Prime consultant mailing address	(Corporate Office) 106 N Poinsettia Pl, Los Angeles, CA 90036
7. Prime consultant physical address (existing or to be established, if location is used as an evaluation criteria)	(Local Address) 5534 Galleria Dr, Ste E, Baton Rouge, LA 70816
8. Name, title, phone number, and email address of prime consultant's contract point of contact	Kevin Deal, COO (323) 782-0090 kevd@ndsdata.com
9. Name, title, phone number, and email address of the official with signing authority for this proposal	Abraham Tashman, President/CEO (323) 782-0090 avi.tashman@ndsdata.com

Prime consultant should enter the firm name in the footer at the bottom of this page. (It will carry over to subsequent pages.)

10. This is to certify that all information contained herein is accurate and true, and that the team presently has sufficient staff to perform these services within the designated time frame. By submitting this proposal, proposer certifies that it is not engaged in a boycott of Israel and it will, for the duration of its contract obligations, refrain from a boycott of Israel. Proposer also certifies and agrees that the following information is correct: In preparing its response, the proposer has considered all proposals submitted from qualified, potential subcontractors and suppliers, and has not, in the solicitation, selection, or commercial treatment of any subcontractor or supplier, refused to transact or terminated business activities, or taken other actions intended to limit commercial relations, with a person or entity that is engaging in commercial transactions in Israel or Israeli-controlled territories, with the specific intent to accomplish a boycott or divestment of Israel. The proposer also has not retaliated against any person or other entity for reporting such refusal, termination, or commercially limiting actions. DOTD reserves the right to reject the response of the bidder or proposer if this certification is subsequently determined to be false, and to terminate any contract awarded based on such a false response.



Signature above shall be the same person listed in Section 9:

08/06/2025

Date:

Pursuant to Act No. 581 of the 2024 Louisiana Legislature Regular Session, proposer further certifies that it does not have a practice, policy, guidance, or directive that discriminates against a firearm entity or firearm trade association based solely on the entity's or association's status as a firearm entity or firearm trade association. In addition, proposer certifies it will not discriminate against a firearm entity or firearm trade association during the term of the contract based solely on the entity's or association's status as a firearm entity or firearm trade association.

11. If a Disadvantaged Business Enterprise (DBE) goal has been set for this advertisement, indicate which firm(s) will be used to meet the DBE goal and each firm(s)' percentage.

Firm(s):
N/A

Firm(s)' %:

12. Discipline Table:

As indicated in the advertisement, insert a completed table here. The percentages for the prime and sub-consultants must total 100% for each discipline, as well as the overall total percent of the contract.

The **only** disciplines to be used are listed in the drop down in each row (Appraiser, Bridge, CE&I/OV, CPM, Data Collection, Environmental, Geotech, ITS, Other (must specify), Planning, Right-of-Way, Road, Survey, and Traffic). **Remove rows as needed.**

Discipline(s)	% of Overall Contract	Prime	Firm B	Firm C	Firm D	Firm E	Each Discipline must total to 100%
Data Collection	100%	National Data and Surveying Services, Inc. (NDS)	N/A	N/A	N/A	N/A	100%
Identify the percentage of work for the overall contract to be performed by the prime consultant and each sub-consultant.							
Percent of Contract	100%	100%	N/A	N/A	N/A	N/A	N/A

13. Firm Size:

For all firms that are part of this team, indicate the approximate number of personnel to be committed to this contract, by DOTD Job Classification and the total number of personnel within the firm that could provide support, if needed. If a specialized job classification is required and not included on the DOTD job classification list, specify “Other (must specify)” and include the classification title inside the parentheses.

The DOTD Job Classification(s) to be used can be found at the following link:

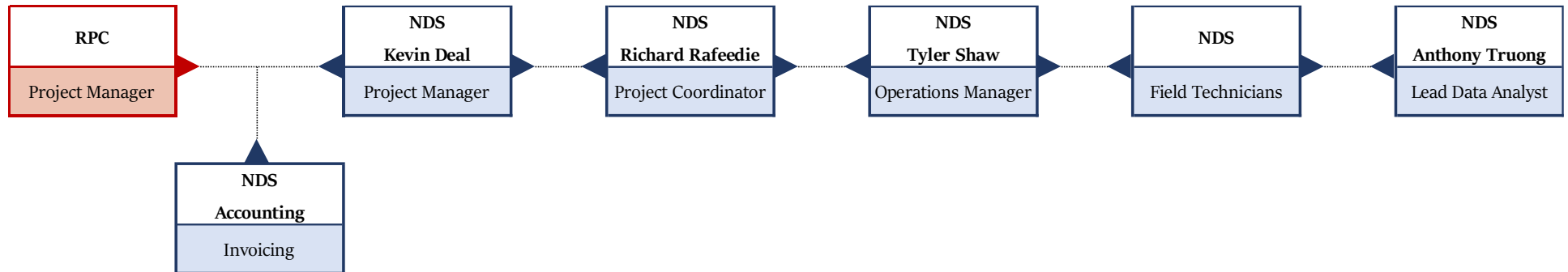
http://wwwsp.dotd.la.gov/Inside_LaDOTD/Divisions/Engineering/CCS/Job_Qualification/Job%20Classifications%20with%20Descriptions.pdf

Firm name	DOTD Job Classification	Number of personnel committed to this contract	Total number of personnel available in this DOTD Job Classification (if needed)
National Data and Surveying Services, Inc. (NDS)	Accountant	1	2
National Data and Surveying Services, Inc. (NDS)	Administrative	1	3
National Data and Surveying Services, Inc. (NDS)	Professional	2	7
National Data and Surveying Services, Inc. (NDS)	Principal	1	2
National Data and Surveying Services, Inc. (NDS)	Senior Technician	1	2
National Data and Surveying Services, Inc. (NDS)	Supervisor - Other	1	1
National Data and Surveying Services, Inc. (NDS)	Technician	4	6

(Add rows as needed)

14. Organizational Chart:

Provide an organizational chart showing ALL **relevant** prime consultant and sub-consultant (if applicable) personnel assigned to the contract, area of project responsibility for each, and reporting lines for the purposes of this contract. An individual’s role does not necessarily have to match their DOTD job classification identified in Section 13. **If applicable, identify all personnel performing traffic engineering analysis and/or QC of traffic engineering analysis by placing an asterisk next to their name. Include the certificates required by the Traffic Engineering Process and Report Training Requirements article of the Advertisement in Section 20.** It is acceptable to use an 11x17 format for Section 14.



15. Minimum Personnel Requirements:

Use the table below to identify both prime consultant and sub-consultant staff designated to work on this contract meeting the Minimum Personnel Requirements (MPRs) specified in the advertisement. Ensure the résumé reflects the required experience stated in the MPR. Make sure the P.E. discipline is also listed (highlighted in table) that is meeting the MPR; e.g. professional civil engineer should show the discipline of the license as civil if meeting that MPR.

MPR No. Do not insert wording from ad	Personnel being used to meet the MPR (Individual(s) may not satisfy more than one MPR unless specifically allowed by Attachment B of the advertisement)	Firm employed by	Type of license and discipline meeting MPR/ certification & number (Ex: PE # - Civil)	State of license	License / certification expiration date
1	N/A – Per advertisement, “There are no specific minimum personnel requirements”				
2					
3					
etc.					

16. Staff Experience:

Résumés shall be provided for all prime and sub-consultant personnel listed in Sections 14 and/or 15 of the proposal. Résumés of personnel not identified in Section 14 or Section 15 of the proposal should not be included and will not be evaluated. Résumés are **limited to 2 pages per person**. Any certificates required by the advertisement are to be placed in Section 20.

Firm employed by National Data and Surveying Services, Inc. (NDS)			
Name	Kevin Deal		Years of relevant experience with this employer
Title	Chief Operating Officer		Years of relevant experience with other employer(s)
Degree(s) / Years / Specialization		B.S. / 2004 / Production & Engineering	
Active registration number / state / expiration date		N/A	
Year registered	N/A	Discipline	N/A
Contract role(s) / brief description of responsibilities		Project Manager / Kevin ensures contract compliance as well as adherence to data collection standards, schedule, and delivery requirements.	
Experience dates (mm/yy–mm/yy)	Experience and qualifications relevant to the proposed contract; <i>i.e.</i> , “designed drainage”, “designed girders”, “designed intersection”, etc. Experience dates should cover the years of experience specified in the applicable MPR(s).		
01/21 - Current	NYSDOT Traffic Count Program: Kevin is the Project Manager for our contract with the New York State Department of Transportation. He is responsible for the successful completion of all aspects of this contract. From 2021 until the end of 2024, NDS held the contract for Zones A and E. Annual data collection consisted of approximately 3,266 classification machine counts; 2,786 volume machine counts; 912 turning movement counts with RTOR, heavy trucks, pedestrians, bicycles, and/or buses; and 92 bicycle and/or pedestrian counts. Currently, NDS holds the contract for Zones A, B and F.		
05/19 – Current	NYCDOT Citywide Data Collection, Tabulation and Analysis: Kevin is the Project Manager for our contract with the New York City Department of Transportation (NY). He is responsible for the successful completion of all aspects of this contract. NDS has conducted approximately 3,208 volume machine counts; 2,860 turning movement counts requiring various hours of collection as well as sub-classification of vehicles and pedestrians; 606 pedestrian counts; 719 bicycle counts requiring various hours of collection as well as sub-classification of cyclists; and 184 spot speed radar studies.		
07/05 - Current	LADOT On-Call Traffic Data Collection: Kevin is the Project Manager for our contract with the Los Angeles Department of Transportation (CA). He is responsible for the successful completion of all aspects of this contract. Over the past few years, NDS has conducted approximately 427 turning movement counts requiring heavy trucks, public transport buses, pedestrians (adults vs. school-aged), and bicycles; 239 volume, classification, and/or speed counts; 71 parking studies; 49 spot speed radar surveys; 35 pedestrian and bicycle counts; 7 travel time studies; and 4,248 hours of video surveillance.		
06/23 - Current	City of Dallas Professional Traffic Counting Services: Kevin is the Project Manager for our contract with the City of Dallas Department of Transportation (TX). He is responsible for the successful completion of all aspects of this contract. NDS has conducted approximately 2,195 speed counts; 719 volume counts; 527 turning movement counts with pedestrians, bicycles, buses, and/or heavy vehicles (FHWA 5+); 293 pedestrian and bicycle studies with or without exposure index analysis; and 12 gap studies.		
10/23 - Current	Maine DOT Traffic Data Collection, Processing and Analysis: Kevin is the Project Manager for our contract with Maine Department of Transportation. He is responsible for the successful completion of all aspects of this contract. So far, NDS has collected 1,533 24-hr volume counts and 366 48-hr classification counts.		

05/05 - Present	City of Sacramento On-Call Traffic Data Collection: Kevin, Project Manager, manages annual traffic counts consisting of approximately 60 TMCs and 300 ATR Speed counts. Kevin is responsible for the successful execution of all aspects of this contract.
11/23 – 12/23	N Perkins Ferry Rd. Data Collection, Sub to Intelligent Transportation Systems, Moss Bluff, LA: Kevin, Project Manager, managed efforts for 16 7-day classification and speed machine counts as well as 5 12hr turning movement counts with unmet demand, pedestrians, bicycles, passenger vehicles (FHWA 1-3), duals (FHWA 4-7), and heavy trucks (FHWA 8-13). Kevin was responsible for the successful execution of all aspects of this project.
07/22 – 11/22	I-10 Calcasieu River Bridge P3, Sub to WSP, Lake Charles, LA: Kevin, Project Manager, managed efforts on two separate occasions for 54 7-day classification mainline and ramp counts. Kevin was responsible for the successful execution of all aspects of this project.
11/22 – 12/22	St. Bernard Parish- Bridge ADT, Sub to Vectura, Chalmette, LA: Kevin, Project Manager, managed efforts for 21 7-day volume machine counts. Kevin was responsible for the successful execution of all aspects of this project.
12/22 – 12/22	Iowa, LA Traffic Counts, Sub to Neel-Schaffer, Iowa, LA: Kevin, Project Manager, managed efforts for 28 48hr classification machine counts, 3 7-day classification machine counts, 17 6hr turning movement counts with heavy vehicles (FHWA 4+), and 30 15min AM/PM driveway counts with heavy vehicles (FHWA 4+). Kevin was responsible for the successful execution of all aspects of this project.
09/22 – 01/23	LA 30 Traffic Study, Sub to Arcadis, Gonzales, LA: Kevin, Project Manager, managed efforts for 3 7-day classification machine counts; 53 48hr classification machine counts; 1 48hr classification count via camera; 17 6hr turning movement counts with peds, bikes, passenger vehicles (FHWA 1-3), medium trucks (FHWA 4-7), heavy trucks (FHWA 8-13), and unmet demand; 114 15min AM/PM driveway counts with passenger vehicles (FHWA 1-3), medium trucks (FHWA 4-7), and heavy trucks (FHWA 8-13); and 2 radar spot-speed surveys. Kevin was responsible for the successful execution of all aspects of this project.
11/22 – 02/23	Airline Hwy Baton Rouge, Sub to Gresham Smith, Baton Rouge, LA: Kevin, Project Manager, managed efforts for 32 48hr classification machine counts, 150 15min AM/PM driveway counts, and 2 radar spot-speed surveys. Kevin was responsible for the successful execution of all aspects of this project.
01/22 – 04/22	Walker Data Collection, Sub to Urban Systems, Walker, LA: Kevin, Project Manager, managed efforts for 2 7-day classification machine counts; 16 48hr classification machine counts; 1 48hr classification count via camera; 12 4hr turning movement counts with peds, bikes, passenger vehicles (FHWA 1-3), medium trucks (FHWA 4-7), heavy trucks (FHWA 8-13), and unmet demand; and 66 driveway counts. Kevin was responsible for the successful execution of all aspects of this project.
08/22 – 11/22	Contract No. 44-18271; to No. H.014746.1, Sub to Neel-Schaffer, Baton Rouge, LA: Kevin, Project Manager, managed efforts for 4 7-day classification machine counts; 23 48hr classification machine counts; 2 48hr classification counts via camera; and 24 15min AM/PM driveway counts with passenger vehicles (FHWA 1-3), medium trucks (FHWA 4-7), and heavy trucks (FHWA 8-13). Kevin was responsible for the successful execution of all aspects of this project.

(Add rows as needed)

Firm employed by National Data and Surveying Services, Inc. (NDS)				
Name	Richard Rafeedie		Years of relevant experience with this employer	8
Title	Central Regional Manager		Years of relevant experience with other employer(s)	0
Degree(s) / Years / Specialization		B.S. / 2011 / Business Administration		
Active registration number / state / expiration date		N/A		
Year registered	N/A	Discipline	N/A	
Contract role(s) / brief description of responsibilities		Project Coordinator / Richard will be the direct contact for all RPC needs. Richard will manage scheduling, monitor data submission, coordinate with our analyst team, and ensure timely deliveries to RPC. Richard will also contribute to the field data collection efforts as needed.		
Experience dates (mm/yy–mm/yy)	Experience and qualifications relevant to the proposed contract; <i>i.e.</i> , “designed drainage”, “designed girders”, “designed intersection”, etc. Experience dates should cover the years of experience specified in the applicable MPR(s).			
06/23 - Current	City of Dallas Professional Traffic Counting Services: Richard is the Project Coordinator for our contract with the City of Dallas Department of Transportation (TX). He is responsible for direct communication with the client as well as the direct management of scheduling, field data collection, and submission. NDS has conducted approximately 2,195 speed counts; 719 volume counts; 527 turning movement counts with pedestrians, bicycles, buses, and/or heavy vehicles (FHWA 5+); 293 pedestrian and bicycle studies with or without exposure index analysis; and 12 gap studies.			
02/24 - Current	City of New Braunfels Traffic Control Data Collection Services: Richard is the Project Coordinator for our contract with the City of New Braunfels, TX. He is responsible for direct communication with the client as well as the direct management of scheduling, field data collection, and submission. NDS has collected approximately 49 24-hr volume and speed counts; 29 24-hr volume counts; and 11 24-hr turning movement counts with pedestrians, bicycles, and heavy trucks (FHWA 4+).			
04/24 - Current	City of Richardson Traffic Control Data Collection Services: Richard is the Project Coordinator for our contract with the City of Richardson, TX. He is responsible for direct communication with the client as well as the direct management of scheduling, field data collection, and submission. NDS has collected approximately 302 24-hr volume counts; 11 48-hr, 72hr, or 168-hr volume and speed counts; and 109 turning movement counts with or without pedestrians, bicycles, and/or heavy trucks (FHWA 4+)			
06/24 - Current	City of Round Rock Traffic Control Data Collection Services: Richard is the Project Coordinator for our contract with the City of Round Rock, TX. He is responsible for direct communication with the client as well as the direct management of scheduling, field data collection, and submission. NDS has collected approximately 162 24-hr or 48-hr volume counts; 13 24-hr or 48-hr turning movement counts with or without pedestrians and/or bicycles; 16 spot speed radar surveys; and 1 72-hr truck delay study.			
01/21 - Current	NYSDOT Traffic Count Program: Richard serves as the Senior Operations Manager for our contract with the New York State Department of Transportation and is responsible for overseeing contract execution, including active monitoring of inventory, scheduling, staffing numbers, staffing audits, and general operations management. From 2021 until the end of 2024, NDS held the contract for Zones A and E. Annual data collection consisted of approximately 3,266 classification machine counts; 2,786 volume machine counts; 912 turning movement counts with RTOR, heavy trucks, pedestrians, bicycles, and/or buses; and 92 bicycle and/or pedestrian counts. Currently, NDS holds the contract for Zones A, B and F.			

11/23 – 12/23	N Perkins Ferry Rd. Data Collection, Sub to Intelligent Transportation Systems, Moss Bluff, LA: Richard, Project Coordinator, directly scheduled and managed the field collection efforts for 16 7-day classification and speed machine counts as well as 5 12hr turning movement counts with unmet demand, pedestrians, bicycles, passenger vehicles (FHWA 1-3), duals (FHWA 4-7), and heavy trucks (FHWA 8-13). Richard ensured that all collection efforts were completed within budget and on schedule.
11/23 – 12/23	Pasadena, TX Traffic Counts, Sub to RPS Group, Pasadena, TX: Richard, Project Coordinator, directly scheduled and managed the field collection efforts for 20 6hr turning movement counts. Richard ensured that all collection efforts were completed within budget and on schedule.
11/23 – 12/23	Tomball, TX Traffic Counts, Sub to Kimley-Horn, Tomball, TX: Richard, Project Coordinator, directly scheduled and managed the field collection efforts for 2 24hr volume machine counts and 4hr turning movement counts with pedestrians, bicycles, and heavy vehicles (FHWA 4-13). Richard ensured that all collection efforts were completed within budget and on schedule.
11/23 – 11/23	Fort Worth, TX Traffic Counts, Sub to DeShazo Group, Fort Worth, TX: Richard, Project Coordinator, directly scheduled and managed the field collection efforts for 19 5hr turning movement counts with pedestrians and bicycles. Richard ensured that all collection efforts were completed within budget and on schedule.
10/23 – 11/23	Racetrac/Vidalia TIA, Sub to Alliance Transportation Group, Vidalia, LA: Richard, Project Coordinator, directly scheduled and managed the field collection efforts for 1 7-day classification machine count, 5 2-day classification machine counts, and 5 4hr turning movement counts with unmet demand, passenger vehicles (FHWA 1-3), duals (FHWA 4-7), and heavy trucks (FHWA 8-13). Richard ensured that all collection efforts were completed within budget and on schedule.
09/23 – 10/23	Prater Rd. Data Collection, Sub to Intelligent Transportation Systems, Springfield, LA: Richard, Project Coordinator, directly scheduled and managed the field collection efforts for 5 7-day classification and speed machine counts as well as 4 6hr turning movement counts with unmet demand, passenger vehicles (FHWA 1-3), duals (FHWA 4-7), and heavy trucks (FHWA 8-13). Richard ensured that all collection efforts were completed within budget and on schedule.
08/23 – 09/23	Seagoville - Traffic Counts, Sub to Binkley & Barfield, Seagoville, TX: Richard, Project Coordinator, directly scheduled and managed the field collection efforts for 2 48hr volume machine counts and 13 48hr turning movement counts with passenger vehicles (FHWA 1-3), duals (FHWA 4-7), and heavy trucks (FHWA 8-13). Richard ensured that all collection efforts were completed within budget and on schedule.
08/23 – 08/23	Baton Rouge Data Collection, Sub to Neel-Schaffer, Baton Rouge, LA: Richard, Project Coordinator, directly managed the data reduction efforts for 9 8hr turning movement counts with unmet demand, pedestrians, bicycles, passenger vehicles (FHWA 1-3), duals (FHWA (4-7), and heavy trucks (FHWA 4+). Richard ensured that all collection efforts were completed within budget and on schedule.
07/17 – 11/19	LADOT On-Call Traffic Data Collection: Richard, Senior Operations Manager, directly oversaw the scheduling and field collection efforts for annual traffic counts consisting of 2,000 ATR counts, 51 pedestrian/bicycle screenline counts, 500 pedestrian studies, and 1,000 TMCs with pedestrians (adults vs. kids), bikes, buses (metro vs. school), and heavy trucks. Richard worked closely with the Project Coordinator and the Project Manager - Mr. Deal to ensure that all collection efforts were completed within budget and on schedule.

(Add rows as needed)

Firm employed by National Data and Surveying Services, Inc. (NDS)				
Name	Tyler Shaw		Years of relevant experience with this employer	6
Title	Assistant Operations Manager		Years of relevant experience with other employer(s)	22
Degree(s) / Years / Specialization			B.S. / 2006 / Geography	
Active registration number / state / expiration date			N/A	
Year registered	N/A	Discipline	N/A	
Contract role(s) / brief description of responsibilities			Operations Manager / Tyler directly oversees all field operations while also contributing to the field collection efforts. As an expert at all data collection methodologies used throughout Louisiana, Tyler is responsible for managing, training, and auditing all field personnel. His active field presence ensures that all safety, data collection, and reporting requirements are consistently met.	
Experience dates (mm/yy–mm/yy)	Experience and qualifications relevant to the proposed contract; <i>i.e.</i> , “designed drainage”, “designed girders”, “designed intersection”, etc. Experience dates should cover the years of experience specified in the applicable MPR(s).			
11/23 – 12/23	N Perkins Ferry Rd. Data Collection, Sub to Intelligent Transportation Systems, Moss Bluff, LA: Tyler, Operations Manager, directly oversaw and contributed to the field collection efforts for 16 7-day classification and speed machine counts as well as 5 12hr turning movement counts with unmet demand, pedestrians, bicycles, passenger vehicles (FHWA 1-3), duals (FHWA 4-7), and heavy trucks (FHWA 8-13).			
10/23 – 11/23	Racetrac/Vidalia TIA, Sub to Alliance Transportation Group, Vidalia, LA: Tyler, Operations Manager, directly oversaw and contributed to the field collection efforts for 1 7-day classification machine count, 5 2-day classification machine counts, and 5 4hr turning movement counts with unmet demand, passenger vehicles (FHWA 1-3), duals (FHWA 4-7), and heavy trucks (FHWA 8-13).			
09/23 – 10/23	Prater Rd. Data Collection, Sub to Intelligent Transportation Systems, Springfield, LA: Tyler, Operations Manager, directly oversaw and contributed to the field collection efforts for 5 7-day classification and speed machine counts as well as 4 6hr turning movement counts with unmet demand, passenger vehicles (FHWA 1-3), duals (FHWA 4-7), and heavy trucks (FHWA 8-13).			
08/23 – 08/23	Baton Rouge Data Collection, Sub to Neel-Schaffer, Baton Rouge, LA: Tyler, Operations Manager, directly oversaw and contributed to the field collection efforts for 9 8hr turning movement counts with unmet demand, pedestrians, bicycles, passenger vehicles (FHWA 1-3), duals (FHWA (4-7), and heavy trucks (FHWA 4+).			
07/22 – 11/22	I-10 Calcasieu River Bridge P3, Sub to WSP, Lake Charles, LA: Tyler, Operations Manager, directly oversaw and contributed to the field collection efforts on two separate occasions for 54 7-day classification mainline and ramp counts.			
11/22 – 12/22	St. Bernard Parish- Bridge ADT, Sub to Vectura, Chalmette, LA: Tyler, Operations Manager, directly oversaw and contributed to the field collection efforts for 21 7-day volume machine counts.			
12/22 – 12/22	Iowa, LA Traffic Counts, Sub to Neel-Schaffer, Iowa, LA: Tyler, Operations Manager, directly oversaw and contributed to the field collection efforts for 28 48hr classification machine counts, 3 7-day classification machine counts, 17 6hr turning movement counts with heavy vehicles (FHWA 4+), and 30 15min AM/PM driveway counts with heavy vehicles (FHWA 4+).			
09/22 – 01/23	LA 30 Traffic Study, Sub to Arcadis, Gonzales, LA: Tyler, Operations Manager, directly oversaw and contributed to the field collection efforts for 3 7-day classification machine counts; 53 48hr classification machine counts; 1 48hr classification			

	count via camera; 17 6hr turning movement counts with peds, bikes, passenger vehicles (FHWA 1-3), medium trucks (FHWA 4-7), heavy trucks (FHWA 8-13), and unmet demand; 114 15min AM/PM driveway counts with passenger vehicles (FHWA 1-3), medium trucks (FHWA 4-7), and heavy trucks (FHWA 8-13); and 2 radar spot-speed surveys.
11/22 – 02/23	Airline Hwy Baton Rouge, Sub to Gresham Smith, Baton Rouge, LA: Tyler, Operations Manager, directly oversaw and contributed to the field collection efforts for 32 48hr classification machine counts, 150 15min AM/PM driveway counts, and 2 radar spot-speed surveys.
01/22 – 04/22	Walker Data Collection, Sub to Urban Systems, Walker, LA: Tyler, Operations Manager, directly oversaw and contributed to the field collection efforts for 2 7-day classification machine counts; 16 48hr classification machine counts; 1 48hr classification count via camera; 12 4hr turning movement counts with peds, bikes, passenger vehicles (FHWA 1-3), medium trucks (FHWA 4-7), heavy trucks (FHWA 8-13), and unmet demand; and 66 driveway counts.
08/22 – 11/22	Contract No. 44-18271; to No. H.014746.1, Sub to Neel-Schaffer, Baton Rouge, LA: Tyler, Operations Manager, directly oversaw and contributed to the field collection efforts for 4 7-day classification machine counts; 23 48hr classification machine counts; 2 48hr classification counts via camera; and 24 15min AM/PM driveway counts with passenger vehicles (FHWA 1-3), medium trucks (FHWA 4-7), and heavy trucks (FHWA 8-13).
11/21 – 12/21	US 190 Mandeville, Sub to Neel-Schaffer, Mandeville, LA: Tyler, Operations Manager, directly oversaw and contributed to the field collection efforts for 29 48hr classification machine counts; 20 6hr turning movement counts with peds, bikes, passenger vehicles (FHWA 1-3), heavy trucks (FHWA 4+), and RTOR; 94 15min AM/PM driveway counts with passenger vehicles (FHWA 1-3) and heavy trucks (FHWA 8-13); and 2 radar spot-speed surveys.
03/21 – 04/21	College Drive Counts, Sub to Vectura Consulting Services, Baton Rouge, LA: Tyler, Operations Manager, directly oversaw and contributed to the field collection efforts for 32 48hr classification machine counts; 12 8hr turning movement counts with peds, bikes, passenger vehicles (FHWA 1-3), and heavy trucks (FHWA 4+); and 91 15min AM/PM driveway counts.

(Add rows as needed)

Firm employed by National Data and Surveying Services, Inc. (NDS)			
Name	Anthony Truong	Years of relevant experience with this employer	7
Title	Senior Data Analyst	Years of relevant experience with other employer(s)	4
Degree(s) / Years / Specialization		B.B.A / 2010 / Finance & Marketing	
Active registration number / state / expiration date		N/A	
Year registered	N/A	Discipline	N/A
Contract role(s) / brief description of responsibilities		Lead Data Analyst / Anthony ensures that data quality and data deliveries consistently meet project expectations. Anthony is responsible for overseeing the auditing, processing, and analysis departments. These departments perform quality control, data preparation, and data delivery processes.	
Experience dates (mm/yy–mm/yy)	Experience and qualifications relevant to the proposed contract; <i>i.e.</i> , “designed drainage”, “designed girders”, “designed intersection”, etc. Experience dates should cover the years of experience specified in the applicable MPR(s).		
01/21 - Current	NYSDOT Traffic Count Program: Anthony is the Lead Data Analyst for our contract with the New York State Department of Transportation and is responsible for the quality control, processing, analysis, data preparation, and data delivery for this contract. From 2021 until the end of 2024, NDS held the contract for Zones A and E. Annual data collection consisted of approximately 3,266 classification machine counts; 2,786 volume machine counts; 912 turning movement counts with RTOR, heavy trucks, pedestrians, bicycles, and/or buses; and 92 bicycle and/or pedestrian counts. Currently, NDS holds the contract for Zones A, B and F.		
05/19 - Current	NYCDOT Citywide Data Collection, Tabulation and Analysis: Anthony is the Lead Data Analyst for our contract with the New York City Department of Transportation (NY) and is responsible for the quality control, processing, analysis, data preparation, and data delivery for this contract. NDS has conducted approximately 3,208 volume machine counts; 2,860 turning movement counts requiring various hours of collection as well as sub-classification of vehicles and pedestrians; 606 pedestrian counts; 719 bicycle counts requiring various hours of collection as well as sub-classification of cyclists; and 184 spot speed radar studies.		
07/05 - Current	LADOT On-Call Traffic Data Collection: Anthony is the Lead Data Analyst for our contract with the Los Angeles Department of Transportation (CA) and is responsible for the quality control, processing, analysis, data preparation, and data delivery for this contract. Over the past few years, NDS has conducted approximately 427 turning movement counts requiring heavy trucks, public transport buses, pedestrians (adults vs. school-aged), and bicycles; 239 volume, classification, and/or speed counts; 71 parking studies; 49 spot speed radar surveys; 35 pedestrian and bicycle counts; 7 travel time studies; and 4,248 hours of video surveillance.		
06/23 - Current	City of Dallas Professional Traffic Counting Services: Anthony is the Lead Data Analyst for our contract with the City of Dallas Department of Transportation (TX) and is responsible for the quality control, processing, analysis, data preparation, and data delivery for this contract. NDS has conducted approximately 2,195 speed counts; 719 volume counts; 527 turning movement counts with pedestrians, bicycles, buses, and/or heavy vehicles (FHWA 5+); 293 pedestrian and bicycle studies with or without exposure index analysis; and 12 gap studies.		
10/23 - Current	Maine DOT Traffic Data Collection, Processing and Analysis: Anthony is the Lead Data Analyst for our contract with Maine Department of Transportation and is responsible for the quality control, processing, analysis, data preparation, and data delivery for this contract. So far, NDS has collected 1,533 24-hr volume counts and 366 48-hr classification counts.		

01/19 - Present	City of Sacramento On-Call Traffic Data Collection: Anthony, Lead Data Analyst, manages the quality control, processing, analysis, and delivery of annual traffic counts consisting of approximately 60 TMCs and 300 ATR Speed counts.
11/23 – 12/23	N Perkins Ferry Rd. Data Collection, Sub to Intelligent Transportation Systems, Moss Bluff, LA: Anthony, Lead Data Analyst, managed the quality control, processing, analysis, and delivery of 16 7-day classification and speed machine counts as well as 5 12hr turning movement counts with unmet demand, pedestrians, bicycles, passenger vehicles (FHWA 1-3), duals (FHWA 4-7), and heavy trucks (FHWA 8-13).
07/22 – 11/22	I-10 Calcasieu River Bridge P3, Sub to WSP, Lake Charles, LA: Anthony, Lead Data Analyst, managed the quality control, processing, analysis, and delivery for 54 7-day classification mainline and ramp counts on two separate occasions.
11/22 – 12/22	St. Bernard Parish- Bridge ADT, Sub to Vectura, Chalmette, LA: Anthony, Lead Data Analyst, managed the quality control, processing, analysis, and delivery for 21 7-day volume machine counts.
12/22 – 12/22	Iowa, LA Traffic Counts, Sub to Neel-Schaffer, Iowa, LA: Anthony, Lead Data Analyst, managed the quality control, processing, analysis, and delivery for 28 48hr classification machine counts, 3 7-day classification machine counts, 17 6hr turning movement counts with heavy vehicles (FHWA 4+), and 30 15min AM/PM driveway counts with heavy vehicles (FHWA 4+).
09/22 – 01/23	LA 30 Traffic Study, Sub to Arcadis, Gonzales, LA: Anthony, Lead Data Analyst, managed the quality control, processing, analysis, and delivery for 3 7-day classification machine counts; 53 48hr classification machine counts; 1 48hr classification count via camera; 17 6hr turning movement counts with peds, bikes, passenger vehicles (FHWA 1-3), medium trucks (FHWA 4-7), heavy trucks (FHWA 8-13), and unmet demand; 114 15min AM/PM driveway counts with passenger vehicles (FHWA 1-3), medium trucks (FHWA 4-7), and heavy trucks (FHWA 8-13); and 2 radar spot-speed surveys.
11/22 – 02/23	Airline Hwy Baton Rouge, Sub to Gresham Smith, Baton Rouge, LA: Anthony, Lead Data Analyst, managed the quality control, processing, analysis, and delivery for 32 48hr classification machine counts, 150 15min AM/PM driveway counts, and 2 radar spot-speed surveys.
01/22 – 04/22	Walker Data Collection, Sub to Urban Systems, Walker, LA: Anthony, Lead Data Analyst, managed the quality control, processing, analysis, and delivery for 2 7-day classification machine counts; 16 48hr classification machine counts; 1 48hr classification count via camera; 12 4hr turning movement counts with peds, bikes, passenger vehicles (FHWA 1-3), medium trucks (FHWA 4-7), heavy trucks (FHWA 8-13), and unmet demand; and 66 driveway counts.
08/22 – 11/22	Contract No. 44-18271; to No. H.014746.1, Sub to Neel-Schaffer, Baton Rouge, LA: Anthony, Lead Data Analyst, managed the quality control, processing, analysis, and delivery for 4 7-day classification machine counts; 23 48hr classification machine counts; 2 48hr classification counts via camera; and 24 15min AM/PM driveway counts with passenger vehicles (FHWA 1-3), medium trucks (FHWA 4-7), and heavy trucks (FHWA 8-13).
11/21 – 12/21	US 190 Mandeville, Sub to Neel-Schaffer, Mandeville, LA: Anthony, Lead Data Analyst, managed the quality control, processing, analysis, and delivery for 29 48hr classification machine counts; 20 6hr turning movement counts with peds, bikes, passenger vehicles (FHWA 1-3), heavy trucks (FHWA 4+), and RTOR; 94 15min AM/PM driveway counts with passenger vehicles (FHWA 1-3) and heavy trucks (FHWA 8-13); and 2 radar spot-speed surveys.
03/21 – 04/21	College Drive Counts, Sub to Vectura Consulting Services, Baton Rouge, LA: Anthony, Lead Data Analyst, managed the quality control, processing, analysis, and delivery for 32 48hr classification machine counts; 12 8hr turning movement counts with peds, bikes, passenger vehicles (FHWA 1-3), and heavy trucks (FHWA 4+); and 91 15min AM/PM driveway counts.

(Add rows as needed)

17. Firm Experience:

Identify the team's project experience **most relevant** to the scope in the advertisement. **The projects*** should be limited to a total of 20, with no more than 5 projects being represented by the prime consultant and with no more than 3 projects represented by each sub-consultant on the team. If more than 5 projects are identified for the prime consultant, all projects identified after the first 5 will not be evaluated. If more than 3 projects are identified for a single sub-consultant, all projects identified after the first 3 from that sub-consultant will not be evaluated.** Include no more than one page per project. Projects identified shall only include work performed by firms on the team. The projects identified do not necessarily need to have been DOTD projects.

Firm name	National Data and Surveying Services, Inc.	Discipline(s)*	Data Collection
Project name	Professional Traffic Counting Services		Firm responsibility (prime or sub?) Prime
Project number	TRN-2022-00019924	Owner's name	City of Dallas Department of Transportation
Project location	Dallas, TX	Owner's Project Manager	Hannah Allen
Owner's address, phone, email	1500 Marilla St, Room L1BS, Dallas, TX 75201 / 214.243.2667 / hannah.allen@dallas.org		
Services commenced by this firm (mm/yy)	06/23	Total consultant contract cost (\$1,000's)	1,834
Services completed by this firm (mm/yy)	Ongoing	Cost of consultant services provided by this firm (\$1,000's)	619

Describe the project including the firm's role and members involved. (Highlight staff to be used in this proposal.)

NDS is the primary firm conducting all traffic counts for the City of Dallas. NDS has thus far collected approximately 2,195 speed counts; 719 volume counts; 527 turning movement counts with pedestrians, bicycles, buses, and/or heavy vehicles (FHWA 5+); 293 pedestrian and bicycle studies with or without exposure index analysis; and 12 gap studies. **Kevin Deal** serves as the Project Manager and is responsible for the successful execution of all aspects of this contract. **Richard Rafeedie** is the Project Coordinator and is responsible for direct communication with the client as well as the direct management of scheduling, field data collection, and submission. **Anthony Truong** is the Lead Data Analyst and is responsible for quality control, processing, analysis, data preparation, and data delivery.

Firm name	National Data and Surveying Services, Inc.	Discipline(s)*	Data Collection
Project name	Traffic Count Collection Services		Firm responsibility (prime or sub?) Prime
Project number	BA20-003	Owner's name	New York State Department of Transportation
Project location	Statewide, NY	Owner's Project Manager	Kurt Matias
Owner's address, phone, email	50 Wolf Rd, POD 4-2, Albany, NY 12232 / 518.457.1965 / kurt.matias@dot.ny.gov		
Services commenced by this firm (mm/yy)	01/21	Total consultant contract cost (\$1,000's)	1,100 Annually
Services completed by this firm (mm/yy)	01/25	Cost of consultant services provided by this firm (\$1,000's)	N/A

Describe the project including the firm's role and members involved. (Highlight staff to be used in this proposal.)

NDS held the contract for Zones A and E. Annual data collection consisted of approximately 3,266 classification machine counts (Zone A: 2,229 | Zone E: 1,037); 2,786 volume machine counts (Zone A: 1,703 | Zone E: 1,083); 912 turning movement counts with RTOR, heavy trucks, pedestrians, bicycles, and/or buses (Zone A: 498 | Zone E: 414); and 92 bicycle and/or pedestrian counts (Zone A: 46 | Zone E: 46). Kevin Deal served as the Project Manager and was responsible for the successful execution of all aspects of this contract. Richard Rafeedie served as the Senior Operations Manager for our contract with the New York State Department of Transportation and was responsible for overseeing contract execution, including active monitoring of inventory, scheduling, staffing numbers, staffing audits, and general operations management. Anthony Truong was the Lead Data Analyst and was responsible for quality control, processing, analysis, data preparation, and data delivery.

Firm name	National Data and Surveying Services	Past Performance Evaluation Discipline(s)*	Data Collection
Project name	I-10 Calcasieu River Bridge P3		Firm responsibility (prime or sub?) Sub
Project number	Unknown	Owner's name	WSP
Project location	Lake Charles, LA	Owner's Project Manager	Kia Mostaan
Owner's address, phone, email	3340 Peachtree Rd NE, #2400 Atlanta, GA 30326 (404) 364-2678 kia.mostaan@wsp.com		
Services commenced by this firm (mm/yy)	07/22	Total consultant contract cost (\$1,000's)	205
Services completed by this firm (mm/yy)	11/22	Cost of consultant services provided by this firm (\$1,000's)	205

Describe the project including the firm's role and members involved. (Highlight staff to be used in this proposal.)

NDS was contracted by WSP to collect:

- 17, 7-day Mainline classification counts via camera (FHWA 1-3, 4-7, 8-13)
- 6, 7-day Machine classification counts
- 17, 7-day Ramp classification counts via camera (FHWA 1-3, 4-7, 8-13)
- 14, 7-day Ramp machine classification counts

This effort was complete twice. Once from 7/22 to 8/22 and a second time from 10/22 to 11/22.

Kevin Deal served as the Project Manager and is responsible for the successful execution of all aspects of this contract. **Richard Rafeedie** was the Project Coordinator and was responsible for direct communication with the client as well as the direct management of scheduling, field data collection, and submission. **Anthony Truong** was the Lead Data Analyst and is responsible for quality control, processing, analysis, data preparation, and data delivery.

Firm name	National Data and Surveying Services	Past Performance Evaluation Discipline(s)*	Data Collection
Project name	Prater Rd Data Collection		Firm responsibility (prime or sub?) Sub
Project number	Unknown	Owner's name	Intelligent Transportation Systems
Project location	Sulphur, LA	Owner's Project Manager	Colin Francis
Owner's address, phone, email	20405 Highland Rd Baton Rouge, LA 70817 (985) 264-4503 colin.francis@itsanswers.com		
Services commenced by this firm (mm/yy)	09/23	Total consultant contract cost (\$1,000's)	16
Services completed by this firm (mm/yy)	11/23	Cost of consultant services provided by this firm (\$1,000's)	16

Describe the project including the firm's role and members involved. (Highlight staff to be used in this proposal.)

NDS was contracted by Intelligent Transportation Systems to collect:

- 7, 14-day Machine classification and speed counts
- 2, 8hr Turning movement counts with passenger vehicles (FHWA 1-3), duals (FHWA 4-7), and heavy trucks (FHWA 8-13)

Kevin Deal served as the Project Manager and is responsible for the successful execution of all aspects of this contract. **Richard Rafeedie** was the Project Coordinator and was responsible for direct communication with the client as well as the direct management of scheduling, field data collection, and submission. **Anthony Truong** was the Lead Data Analyst and is responsible for quality control, processing, analysis, data preparation, and data delivery.

Firm name	National Data and Surveying Services	Past Performance Evaluation Discipline(s)*	Data Collection
Project name	LA 30 Traffic Study	Firm responsibility (prime or sub?)	Sub
Project number	Unknown	Owner's name	Arcadis
Project location	Gonzales, LA	Owner's Project Manager	Kester Hollier
Owner's address, phone, email	3850 N Causeway Blvd. Ste. 990 Metairie, LA 70002 (504) 343-9579 kester.hollier@arcadis.com		
Services commenced by this firm (mm/yy)	09/22	Total consultant contract cost (\$1,000's)	44
Services completed by this firm (mm/yy)	01/23	Cost of consultant services provided by this firm (\$1,000's)	44

Describe the project including the firm's role and members involved. (Highlight staff to be used in this proposal.)

NDS was contracted by Arcadis to collect:

- 3, 7-day machine classification counts
- 53, 48hr machine classification counts
- 1, 48hr classification count via camera
- 17, 6hr Turning movement counts with peds, bikes, passenger vehicles (FHWA 1-3), medium trucks (FHWA 4-7), heavy trucks (FHWA 8-13), and unmet demand
- 114, 15min AM & 15min PM Driveways with passenger vehicles (FHWA 1-3), medium trucks (FHWA 4-7), and heavy trucks (FHWA 8-13)
- 2 Radar spot-speed surveys

Kevin Deal served as the Project Manager and is responsible for the successful execution of all aspects of this contract. **Richard Rafeedie** was the Project Coordinator and was responsible for direct communication with the client as well as the direct management of scheduling, field data collection, and submission. **Anthony Truong** was the Lead Data Analyst and is responsible for quality control, processing, analysis, data preparation, and data delivery.

18. Approach and Methodology:

Provide a description of how the work will be performed and **provide the proposed project schedule**. Include any additional information or description of unique resources that are planned to be used to produce the deliverables. Include any proprietary technologies, methods or approaches that will be used on this project to improve quality or efficiency. If the proposal is for an IDIQ contract, the consultant should review the scope of services in Attachment A to the advertisement to obtain a general understanding of what a typical task order would entail. Based upon that understanding, the consultant should provide a sample schedule that identifies the major milestones, deliverables, tasks, etc., to demonstrate sufficient understanding of a typical task order. The duration of the task order is not required. This section shall be limited to four pages. **If more than four pages are included, all pages after the fourth page will not be evaluated.**

If the consultant has information it believes is proprietary, label it accordingly.

COUNT REQUEST MANAGEMENT

Our team will: Review and verify the list of locations using Google Earth; Determine the most appropriate collection methodology, technology, and installation practice for each location; Notate all location details including any location-specific scheduling restrictions; Provide site-specific questions and recommendations to RPC for review, discussion as needed, and approval; Prepare and submit an estimate to RPC for review, modification as needed, and approval; Request and obtain the necessary permits, then notify appropriate RPC personnel and relevant local agencies; and create final project documentation for use throughout the requested life cycle, containing the specific details previously discussed.

SCHEDULE MANAGEMENT

The Project Coordinator – Richard Rafeedie in close coordination with the Operations Manager – Tyler Shaw will be responsible for resource planning, project calendar management, permit confirmation, and deployment for all DOTD data collection needs. Planning is done as far in advance of the collection date as possible for project team coordination as well as preparation for equipment, staff, and work zone safety plans. Richard Rafeedie will directly communicate with RPC regarding scheduling planning and execution. Schedule planning involves site-specific work safety evaluations, review of planned roadwork within the collection area as provided by RPC, assignment of work safety equipment, assignment of data collection equipment, assignment of project locations for data collection, and schedule routing.

Schedulers closely monitor weather conditions, school calendars, construction, and events to ensure strict adherence to the permissible days of collection. Unless specifically requested, NDS will ensure that data is not collected on days with forecasted extreme weather conditions; in the immediate aftermath of a natural or other disaster affecting area traffic flows; in close proximity of a city-designated holiday/festival/Mardis-Gras/major weekend/extended weekend; on days where normal traffic patterns are affected by nearby projects or scheduled special events; and when the local school districts are not in regular session. NDS will clearly communicate to RPC any conditions or circumstances that could negatively impact the data collection effort. Impacted locations will be placed on hold until further guidance is received from RPC. NDS will notify and attempt to resolve any private or public related concerns regarding data collection activity in a professional manner in coordination with RPC.

DATA COLLECTION

NDS performs all tasks in accordance with the procedures and specifications identified in the ITE Manual of Transportation Engineering Studies, Manual of Uniform Traffic Control Devices, the FHWA Traffic Monitoring Guide, the Highway Capacity Manual, The Manual of Transportation Engineering Studies, the 2016 LA DOTD Traffic Monitoring Manual, and generally in accordance with sound traffic engineering principles. NDS will not enter private property without permission of the private property owner.

AVERAGE DAILY TRAFFIC (ADT) COUNTS

NDS proposes the use of NDS Aura video cameras for volume, speed, and classification (FHWA 1-13) data collection on street segments. The NDS camera unit overcomes several machine-driven limitations such as poor performance in congestion, limited free-flowing placement options, and poor performance in extreme hot or cold weather conditions. In

addition, redo rates are lowered significantly by avoiding unpredictable road tube issues. However, should road tube installation be preferable to the City, NDS is capable of meeting all requirements and deadlines using MetroCount machines.

These systems are capable of recording for any duration of time, in extreme weather conditions, and in all lighting conditions. NDS units are capable of capturing **any size** intersection, segment, or other points of observation through the use of one or more synced cameras. Additionally, NDS can modify the resolution, frame rate, and bit rate to meet the needs of extremely high-resolution projects up to **1080p**. At any resolution, NDS cameras cannot capture license plate information. NDS camera units do not require external power for operation. All videos contain date and timestamp information clearly displayed during review.

Methodology

NDS cameras are mounted at the base of an existing infrastructure element using an aluminum chassis with non-harmful rubber pads as contact points. NDS can utilize a **variety of infrastructure elements** for installation, such as poles, street signs, and trees. Installations do not obstruct visible signage. Each camera contains a telescopic pole that extends over 21 feet vertically for an unobstructed view of the intersection or other desired point of view. The equipment retrieval process **removes all visible evidence** of the camera unit.

In regards to using road tubes for data collection, ATR installations occur the day before the requested start date to ensure that data collection begins at midnight unless otherwise directed. A pre-determined safety plan is executed upon both site arrival and departure. Machines are installed in free flow traffic conditions outside of auxiliary lane storage. Consideration is given to the type of street and surrounding land usage when choosing the equipment and method for installation. To achieve optimal conditions, equipment is installed at a minimum of one thousand feet away from intersections or ramp junctions. For smaller segments, counters are installed midblock and may be staggered to produce the best results. To account for higher sensitivities typically present on residential street segments, NDS staff utilizes low-profile pneumatic tubing to complete installations during the daytime hours whenever possible. Installation includes securing the machine with a lock and chain to existing public infrastructure, nailing the knotted/closed end of the tubes at the far side of the lane, stretching the tubes to the edge of the roadway, nailing down the open end of the tubes, adding tape to secure the tubing, plugging the loose ends of the tubes into the open machine ports, and monitoring the machine while vehicles pass by to ensure that data is being recorded accurately. Equipment installed for multiple days will be checked to ensure that the data collection effort has not been interrupted and that the equipment is still in operable condition. After the collection period has ended, equipment is completely and safely removed from the site so that there is almost no visible evidence that the installation took place.

Data Reduction

After the data collection period has ended, video files are promptly transferred to NDS' centralized Google Cloud Server for video delivery preparation, data reduction, quality review, and data delivery preparation as defined in the section below labeled "Quality Control / Processing".

NDS utilizes **both proprietary machine learning and manual reduction methods** to capture, classify, and audit data by road user classification. The NDS machine learning algorithms are fine-tuned to capture vehicle volumes, axle-based classifications, and speeds. NDS has also spent well over a decade building a human driven video team with various levels of quality control to capture pedestrians, bicycles, turning movement counts, and other non-motorized classifications. Through numerous empirical studies conducted with a variety of well-known and lesser-known providers, NDS has determined the accuracy of algorithmic video watching for pedestrians, bicycles, turning movement counts, and other non-motorized classifications to be unpredictable, providing subpar accuracy. In response to these deficiencies, NDS utilizes an in-house video reduction team along with a multi-stage QAQC process that consists of extremely detailed and tedious training protocols for all video watchers. Our video team is broken into three departments: the video review team, the video spot checking team, and the algorithm team. Further details are outlined below in the section titled "QUALITY CONTROL / PROCESSING".

RE-COLLECTION

NDS is responsible for the accurate, complete, and successful collection of data. NDS will perform a thorough quality control process of all counts in addition to the review conducted by RPC. Should recollection be needed for any reason determined by NDS or RPC, NDS will reschedule the counts promptly and at no cost to RPC.

QUALITY CONTROL / PROCESSING

NDS leads the industry with the most detailed and sophisticated quality control processes nationwide. At the field level, all equipment undergoes regular maintenance and testing to ensure full functionality. Field personnel are specifically trained to conduct a preliminary inspection of the collected data, allowing for expedited communication surrounding possible disruptions to the data collection effort. Post data submission, NDS has four departments dedicated to quality control after data is submitted from the field: the Audit Department, the Video Department, the Processing Department, and the Analyst Department. These departments are centralized at NDS headquarters and are responsible for the quality control, processing, analysis, file preparation, and data delivery of all data collected by NDS throughout the nation. These departments have extensive experience working with all NDS services, data collection best practices, data collection formats, contracts, and data delivery formats.

AUDIT DEPARTMENT - The Audit Department is responsible for the timely submission and careful review of all field data throughout the company. This department tracks nationwide scheduling to prepare for video and data uploads. Videos are scrubbed thoroughly to ensure that all time periods are present, the viewing angles are consistent, and to confirm that all data collection requirements can be met. Pictures are also viewed carefully to verify the traffic control plan, that all appropriate work zone safety equipment was utilized, and that cameras were installed according to NDS protocols. All other data submissions are checked per manufacturer recommendations and compared to client/contract requirements to confirm compliance. This department works closely with our Operations Department, providing the necessary feedback to optimize our national operations.

VIDEO DEPARTMENT (VIDEO REVIEW, SPOT CHECKING, AND ALGORITHM) - The NDS Video Department is well-versed at performing counts with detailed vehicle, pedestrian, bicycle, and micro-mobility classifications throughout the nation. This team is also experienced at conducting a large variety of observational and custom-developed studies throughout the nation. It is divided into three teams: the video review team, which counts the details in the video per data collection task requirement; the video spot checking team, which spot-checks all classifications and data requirements present in video-related projects to ensure 98% accuracy; and the algorithm team, which is responsible for the initial software setup needed to accurately post-process video through our algorithm. This team is responsible for ensuring consistency in detection throughout the entire period of collection and making adjustments to the detection area as needed. In order to achieve best-in-class accuracy, the NDS algorithm separates images of vehicles where it lacks confidence for proper manual classification by the algorithm team. This team carefully reviews confidence ratings reported from our system to verify both volume and classification accuracy. Spot checks are performed for these videos to ensure accuracy and consistency in both daytime and nighttime conditions.

PROCESSING DEPARTMENT - The processing department is responsible for scrutinizing client requests to ensure that all data collection requirements have been met and submitted for the project. This includes confirming the location, installation layout, orientation, presence of all required time intervals, movements, classifications, sketches, pictures, GPS coordinates, field sheets, and all necessary site data. The processing team converts the data from its raw format to the deliverable formats and performs a preliminary data integrity check. This involves checking the data for abnormal data sequences such as abnormal spikes or valleys in the data set, inconsistent data compared between days, inconsistent historical comparisons, or illogical data patterns. Concerns about the data quality at this stage result in additional video spot checks (if applicable), data verification through sampled recollection, or consultation with the analyst department.

ANALYST DEPARTMENT - The analyst department is responsible for conducting a secondary review of all data components, checking for data consistency throughout a corridor utilizing all available data resources, converting data into the contract specified deliverable, and preparing the delivery package as outlined in the contract. As part of the review, a comparative analysis is performed between all data points within a project. This team is dedicated to validating the relational integrity of these data points utilizing additional spot checks, video footage, historical data, and additional field observations as necessary. To prepare data in its deliverable format, the analyst utilizes a variety of tools (including custom program development) to ensure that all data format conversions stay consistent throughout each contract.

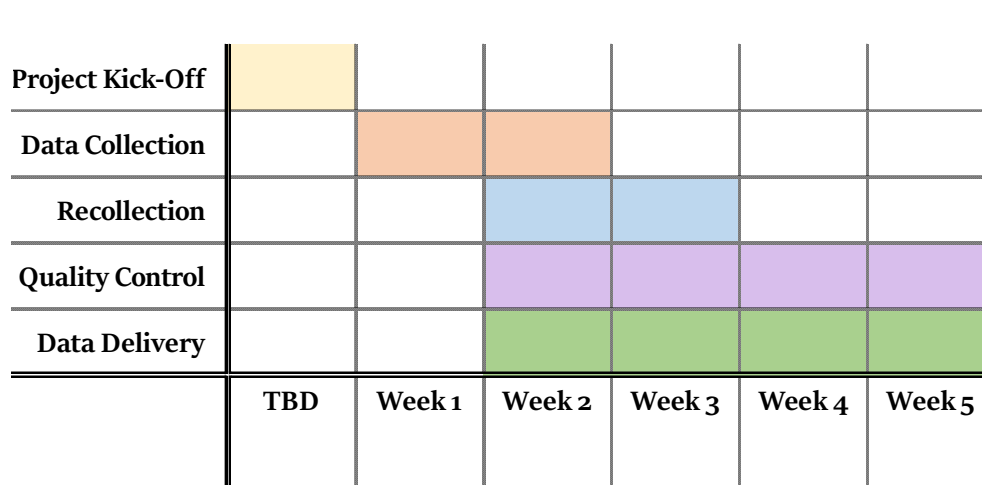
DATA PREPARATION AND SUBMITTAL

The processing and analyst department will collect, consolidate, format, and prepare each delivery to RPC following the collection of the data.

In addition to Excel w/related summaries, PDF, manual count diagrams, and MS2, NDS can conform to all RPC software and deliverable standards. NDS can also customize all deliverables at no cost to RPC to include additional statistics, modified layouts, or anything else that may streamline RPC data handling and review times.

SAMPLE SCHEDULE


NDS is able to collect all 120 locations within two weeks. The turnaround time for data delivery is 7-10 business days after data collection.



PROPOSED SCHEDULE

20. Certifications/Licenses:

If the advertisement requires submission of licenses and/or certificates, include them here. **Otherwise, leave this section blank.**



Search for Louisiana Business Filings

[Buy Certificates and Certified Copies](#)
[Subscribe to Electronic Notification](#)
[Print Detailed Record](#)

Name	Type	City	Status
NATIONAL DATA AND SURVEYING SERVICES, INC.	Business Corporation (Non-Louisiana)	LOS ANGELES	Active

Previous Names

Business: NATIONAL DATA AND SURVEYING SERVICES, INC.
Charter Number: 43435690F
Registration Date: 4/17/2019

Domicile Address

1535 S. LA CIENEGA BLVD.
LOS ANGELES, CA 90035

Mailing Address

106 N. POINSETTIA PLACE
LOS ANGELES, CA 90036

Principal Business Office

1535 S. LA CIENEGA BLVD.
LOS ANGELES, CA 90035

Registered Office in Louisiana

3032 RIDGELAKE DR.,
STE 103
METAIRIE, LA 70002

Principal Business Establishment in Louisiana

3032 RIDGELAKE DR.,
STE 103
METAIRIE, LA 70002

Status

Status: Active
Annual Report Status: In Good Standing
Qualified: 4/17/2019
Last Report Filed: 3/18/2025
Type: Business Corporation (Non-Louisiana)

National Data and Surveying Services, Inc. (NDS)

21. QA/QC Plan:

If the advertisement requires submission of a QA/QC plan, include it here. **Otherwise, leave this section blank. If a QA/QC plan is included in this section and was not required by the advertisement, it will be redacted.**

N/A

22. Sub-consultant information:

If one or more sub-consultants will be used, provide the name, address, point of contact and phone number for each. Otherwise, leave this section blank.

Firm Name (Name must match <u>exactly</u> as registered with Louisiana's Secretary of State (SOS): <u>including punctuation, include screenshot(s) from SOS at the end of Section 20</u>)	Address	Point of Contact and email address	Phone Number
N/A			

23. Location:

If location is an evaluation criterion for this advertisement (see page 2) and the prime consultant intends to establish a local presence, describe the plan for doing so. **Otherwise, leave this section blank. Any information included in this section will be redacted if not required by the Evaluation Criteria section of the advertisement.**

NDS currently has a local office in Baton Rouge, Louisiana and several other offices in the Central Region, including in Houston, TX; El Paso, TX; Dallas, TX; and Denver, CO. Over the past few years, NDS has conducted over 1,200 counts in Louisiana alone consisting of 400+ volume, classification, and/or speed counts; 450+ turning movement counts; and hundreds of other studies consisting of queuing studies, spot speed radar surveys, unmet demand studies, and driveway counts.

Though we already have a presence in Louisiana, we are always looking to expand and deepen local connections. To do this, we plan on regularly soliciting feedback from local clients and partners to refine strategies and possibly expanding operations and increasing staff to increase workload capacity and spread brand awareness.